


# REFUGE LOT 17

THE REFUGE AIRPARK SUBDIVISION -APLINE WY  
 CONSTRUCTION  
 8-4-17



DESIGN ASSOCIATES ARCHITECTS  
 50 S KING STREET, STE 201, JACKSON WY  
 (307) 733 3600  
 designassociatesarchitects.com  
 PROJECT NO. 17-09 ARCHITECT: CTL  
 © 2017 DESIGN ASSOCIATES ARCHITECTS



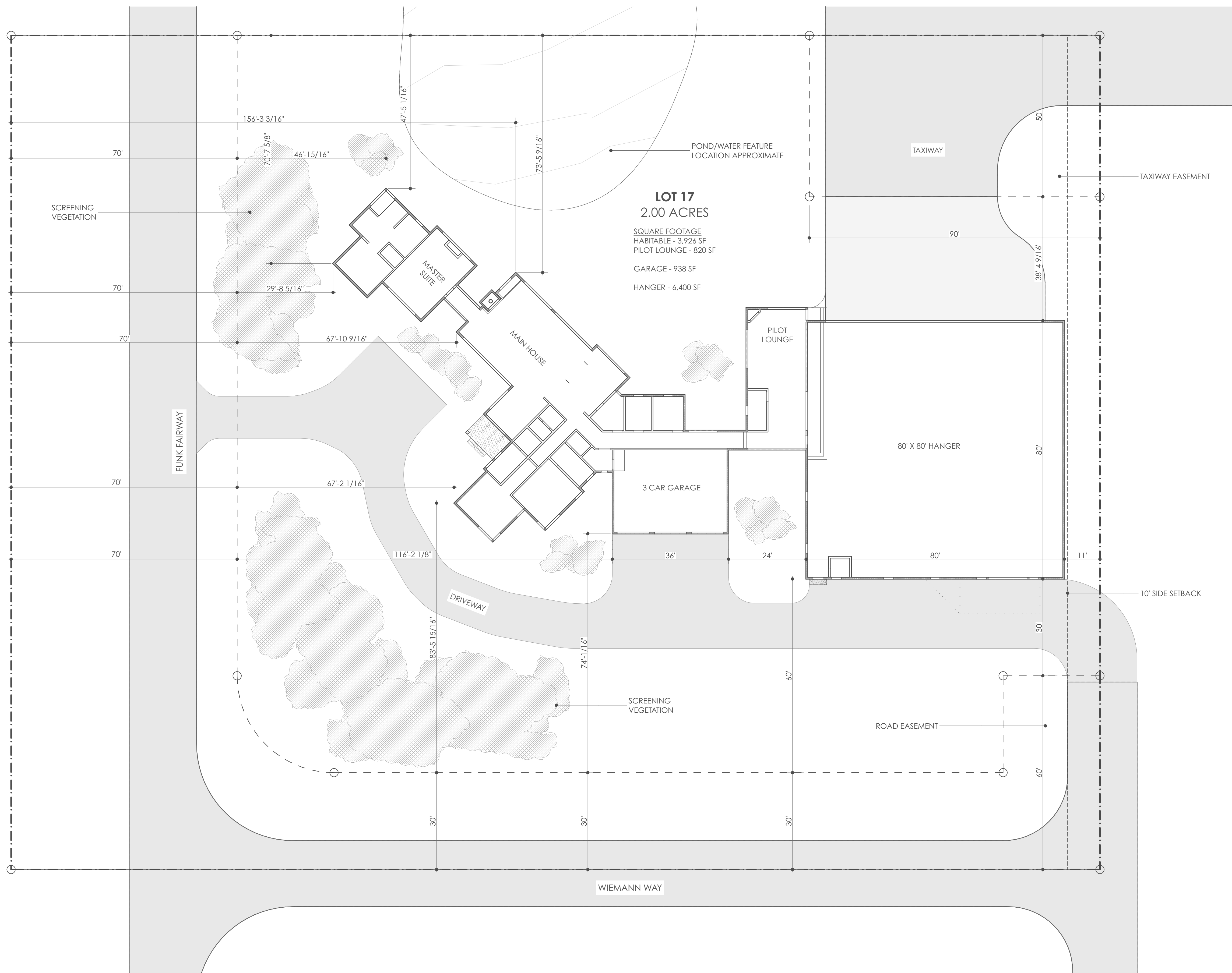
ISSUE HISTORY		
SYM.	ISSUE	DATE
1	PRELIM CD	7-24-17
2	CONSTRUCTION	7-27-17
3	CON. - MINOR DIM FIXES	8-1-17
4	CON. - HANGER ROOF	8-4-17

**REFUGE LOT 17**  
 THE REFUGE AIRPARK SUBDIVISION  
 APLINE, WY 83128

CONSTRUCTION  
 8-4-17

A000


COVER



**LOT 17**  
**2.00 ACRES**  
 SQUARE FOOTAGE  
 HABITABLE - 3,926 SF  
 PILOT LOUNGE - 820 SF  
 GARAGE - 938 SF  
 HANGER - 6,400 SF



DESIGN ASSOCIATES ARCHITECTS  
 50 S KING STREET, STE 201, JACKSON WY  
 (307) 733 3600  
 designassociatesarchitect.com  
 PROJECT NO. - 17-09 ARCHITECT: CTL  
 © 2017 DESIGN ASSOCIATES ARCHITECTS



ISSUE HISTORY

SYM.	ISSUE	DATE
1	PRELIM CD	7-24-17
2	CONSTRUCTION	7-27-17
3	CON. - MINOR DIM FIXES	8-1-17
4	CON. - HANGER ROOF	8-4-17

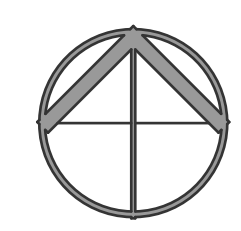
**REFUGE LOT 17**  
 THE REFUGE AIRPARK SUBDIVISION  
 APLINE, WY 83128

CONSTRUCTION  
 8-4-17

**A100**


SITE PLAN

SITE PLAN  
 SCALE: 1/16" = 1'-0"

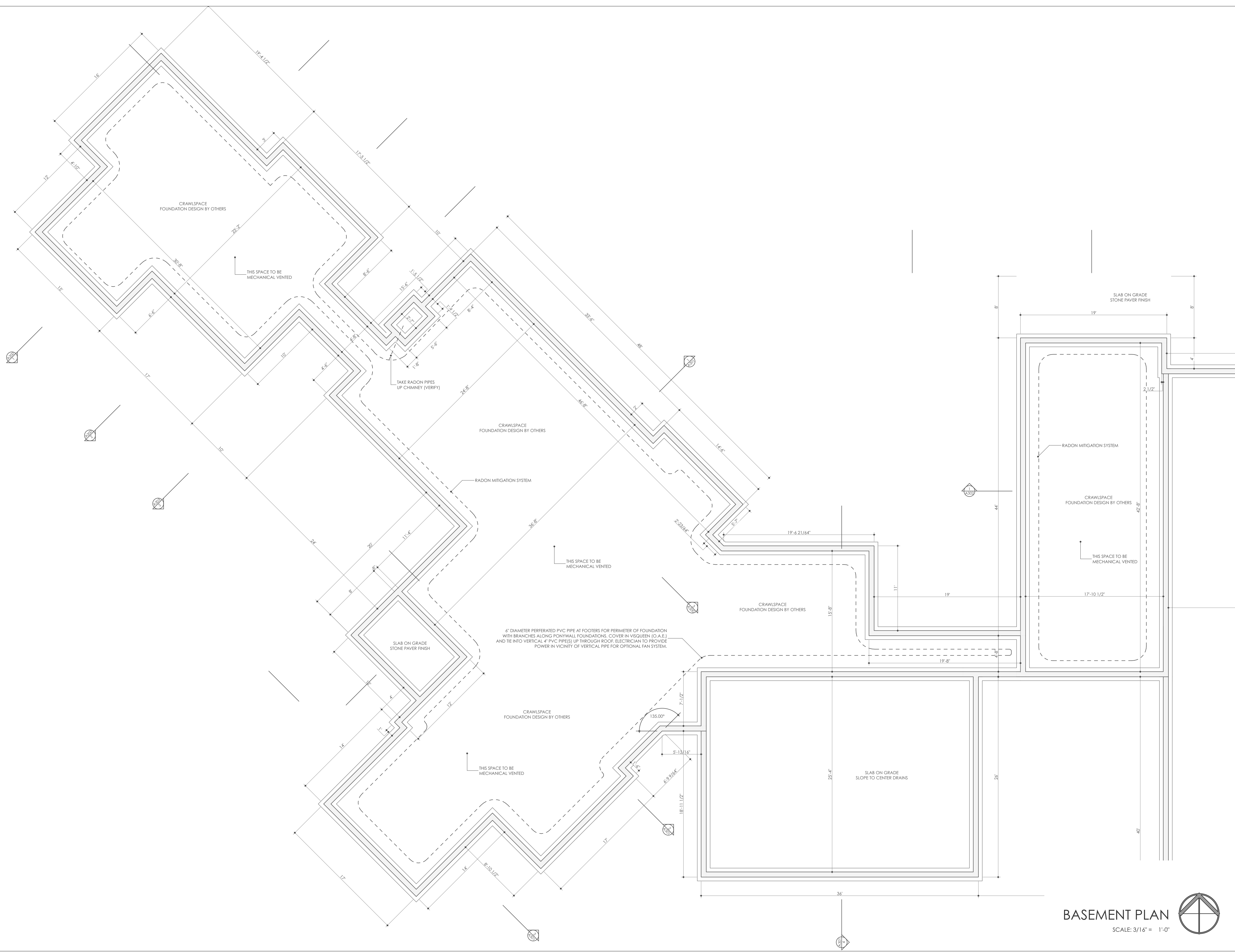




DESIGN ASSOCIATES ARCHITECTS  
 50 S KING STREET, STE 201, JACKSON WY  
 (307) 733 3600  
 designassociatesarchitect.com  
 PROJECT NO. 17-09 ARCHITECT: CTL  
 © 2017 DESIGN ASSOCIATES ARCHITECTS



ISSUE HISTORY		
SYM.	ISSUE	DATE
1	PRELIM CD	7-24-17
2	CONSTRUCTION	7-27-17
3	CON. - MINOR DIM FIXES	8-1-17
4	CON. - HANGER ROOF	8-4-17



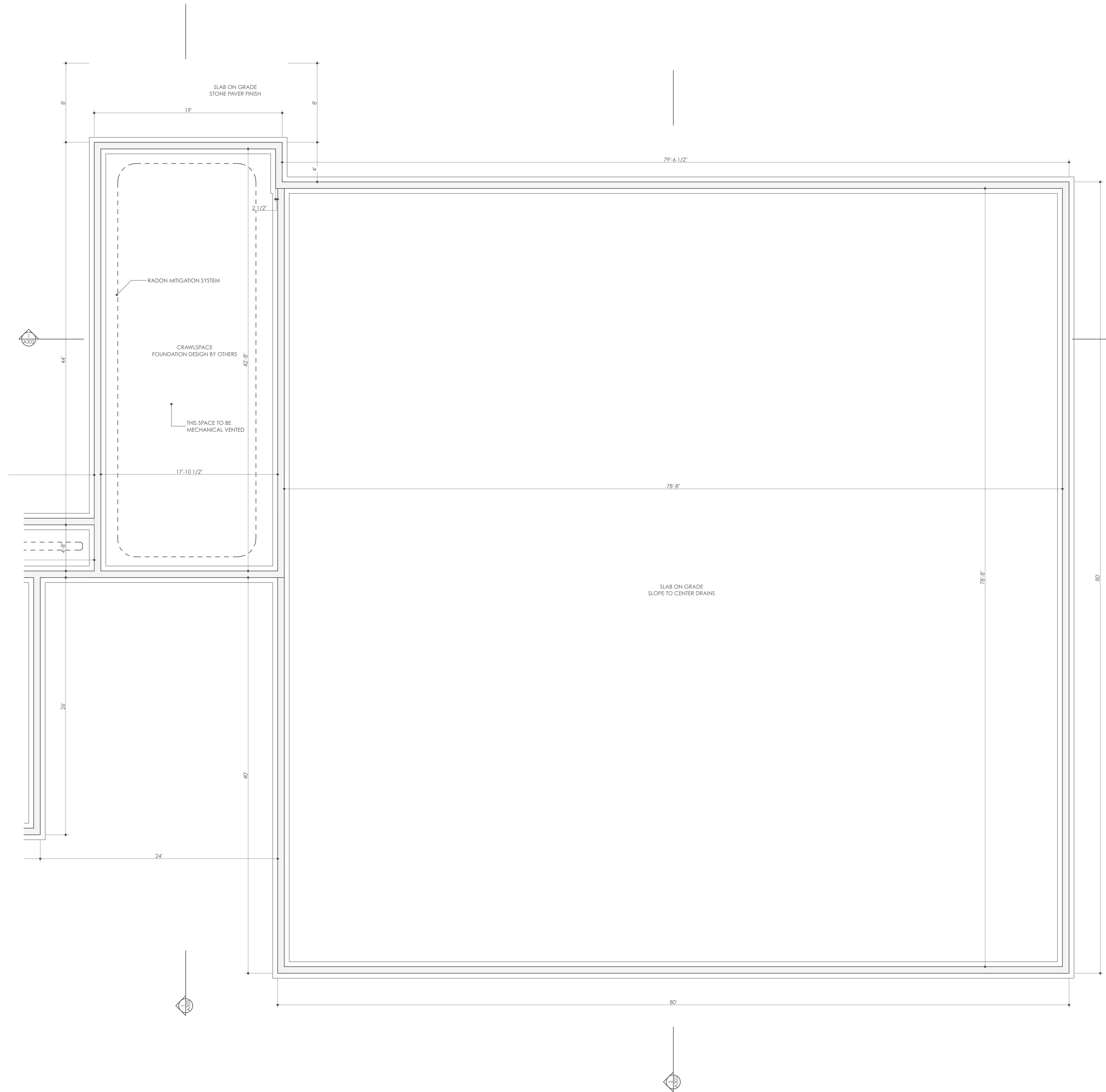
**BASEMENT PLAN**  
 SCALE: 3/16" = 1'-0"

**REFUGE LOT 17**  
 THE REFUGE AIRPARK SUBDIVISION  
 APLINE, WY 83128

CONSTRUCTION  
 8-4-17

**A200**


PLANS



HANGER FOUNDATION PLAN  
 SCALE: 3/16" = 1'-0"



DESIGN ASSOCIATES ARCHITECTS  
 50 S KING STREET, STE 201, JACKSON WY  
 (307) 733 3600  
 designassociatesarchitect.com  
 PROJECT NO. 17-09 ARCHITECT: CTL  
 © 2017 DESIGN ASSOCIATES ARCHITECTS



ISSUE HISTORY		
SYM.	ISSUE	DATE
1	PRELIM CD	7-24-17
2	CONSTRUCTION	7-27-17
3	CON. - MINOR DIM FIXES	8-1-17
4	CON. - HANGER ROOF	8-4-17

**REFUGE LOT 17**  
 THE REFUGE AIRPARK SUBDIVISION  
 APLINE, WY 83128

CONSTRUCTION  
 8-4-17

**A201**


PLANS



FIRST FLOOR PLAN  
SCALE: 3/16" = 1'-0"



DESIGN ASSOCIATES ARCHITECTS  
50 S KING STREET, STE 201, JACKSON WY  
(307) 733 3600  
designassociatesarchitect.com



ISSUE HISTORY

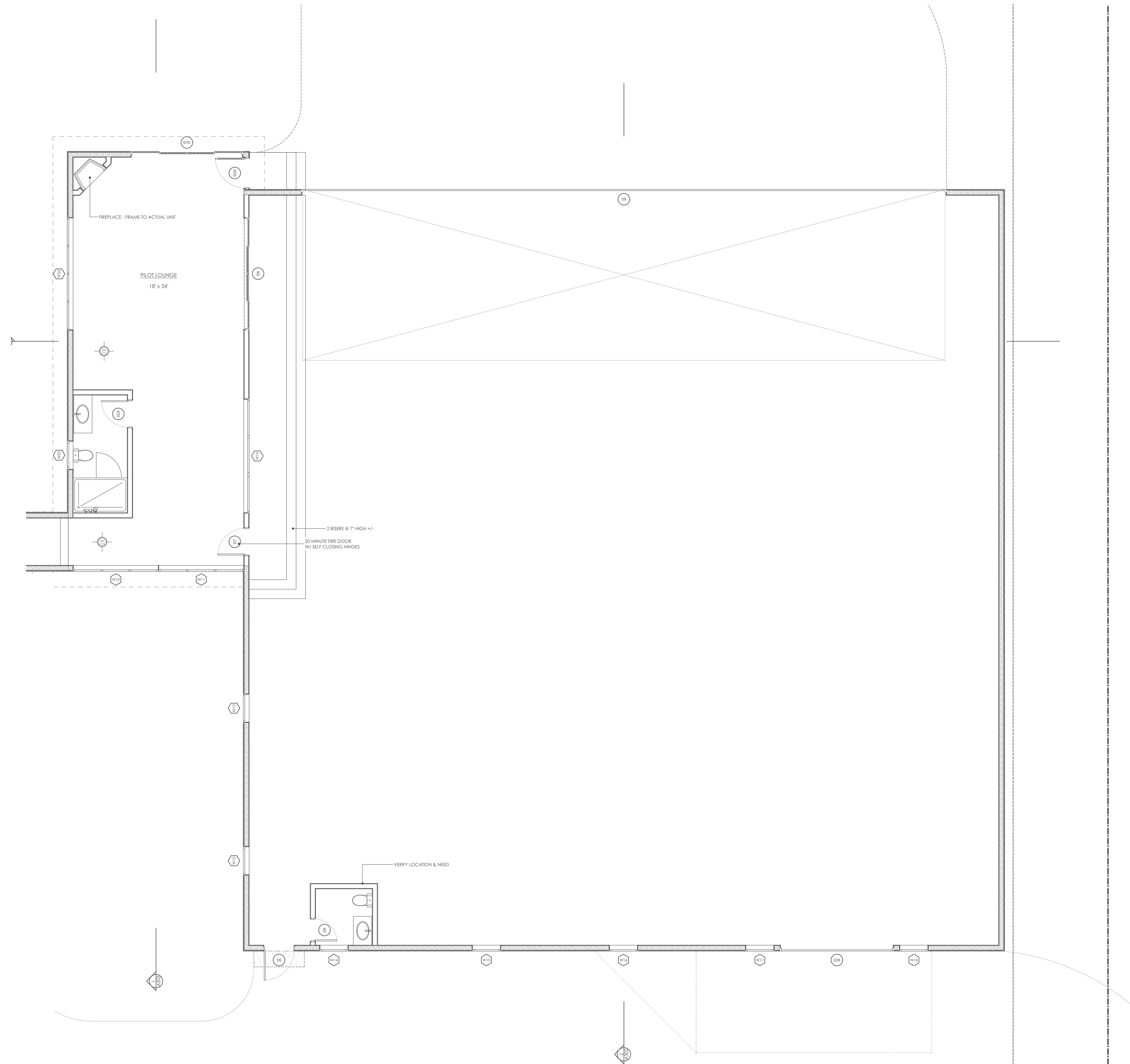
SYM.	ISSUE	DATE
1	PRELIM CD	7-24-17
2	CONSTRUCTION	7-27-17
3	CON. - MINOR DIM FIXES	8-1-17
4	CON. - HANGER ROOF	8-4-17

**REFUGE LOT 17**  
THE REFUGE AIRPARK SUBDIVISION  
APLINE, WY 83128

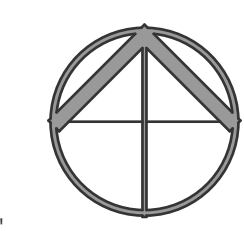
CONSTRUCTION  
8-4-17

**A202**


PLANS



HANGER FLOOR PLAN  
SCALE: 3/16" = 1'-0"



DESIGN ASSOCIATES ARCHITECTS  
50 S KING STREET, STE 201, JACKSON WY  
(307) 733 3600  
designassociatesarchitect.com  
PROJECT NO. - 17-09 ARCHITECT - CTL  
© 2017 DESIGN ASSOCIATES ARCHITECTS



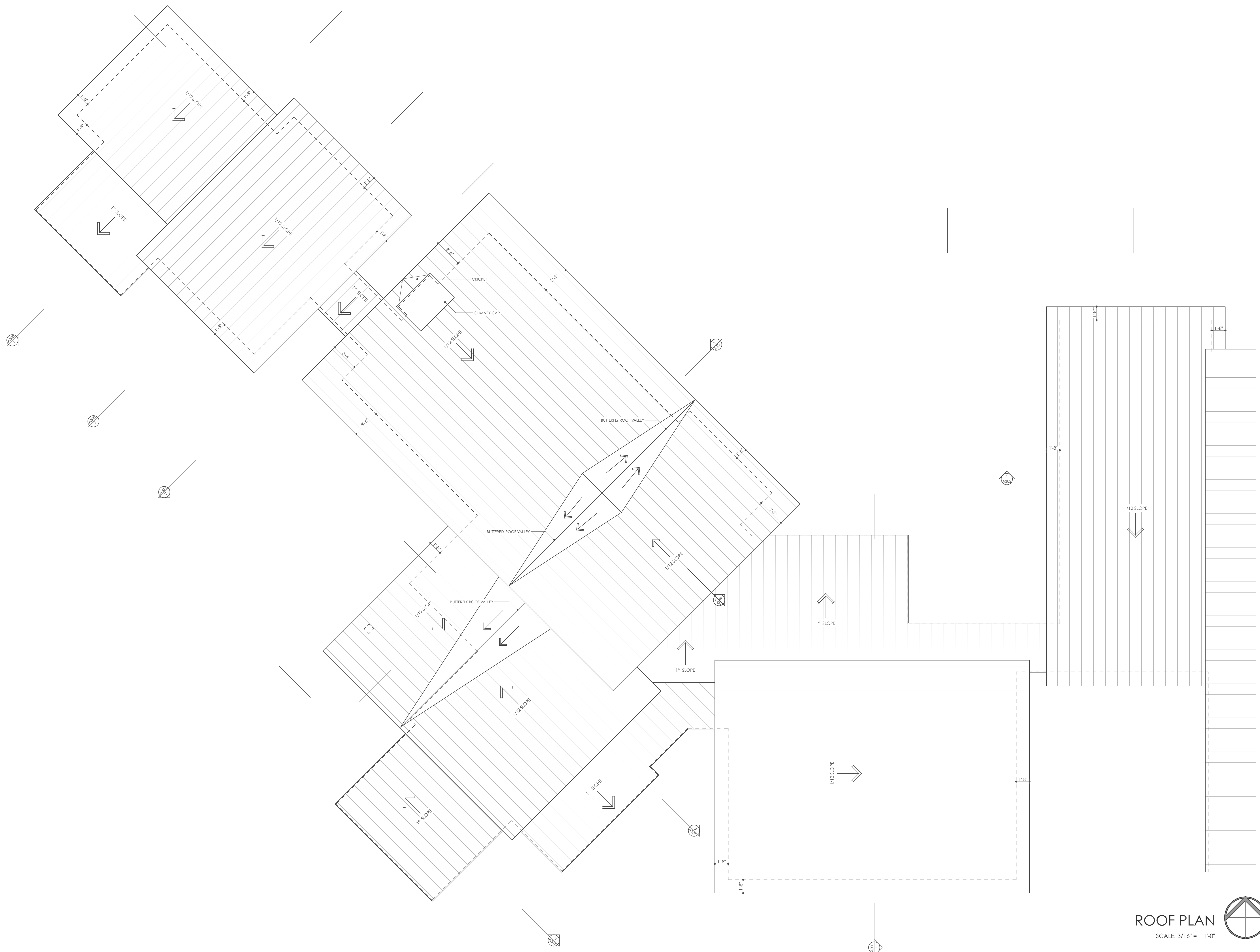
ISSUE HISTORY		
SYM.	ISSUE	DATE
1	PRELIM CD	7-24-17
2	CONSTRUCTION	7-27-17
3	CON. - MINOR DIM FIXES	8-1-17
4	CON. - HANGER ROOF	8-4-17

**REFUGE LOT 17**  
THE REFUGE AIRPARK SUBDIVISION  
APLINE, WY 83128

CONSTRUCTION  
8-4-17

**A203**


PLANS



ROOF PLAN  
SCALE: 3/16" = 1'-0"



DESIGN ASSOCIATES ARCHITECTS  
50 S KING STREET, STE 201, JACKSON WY  
(307) 733 3600  
designassociatesarchitect.com



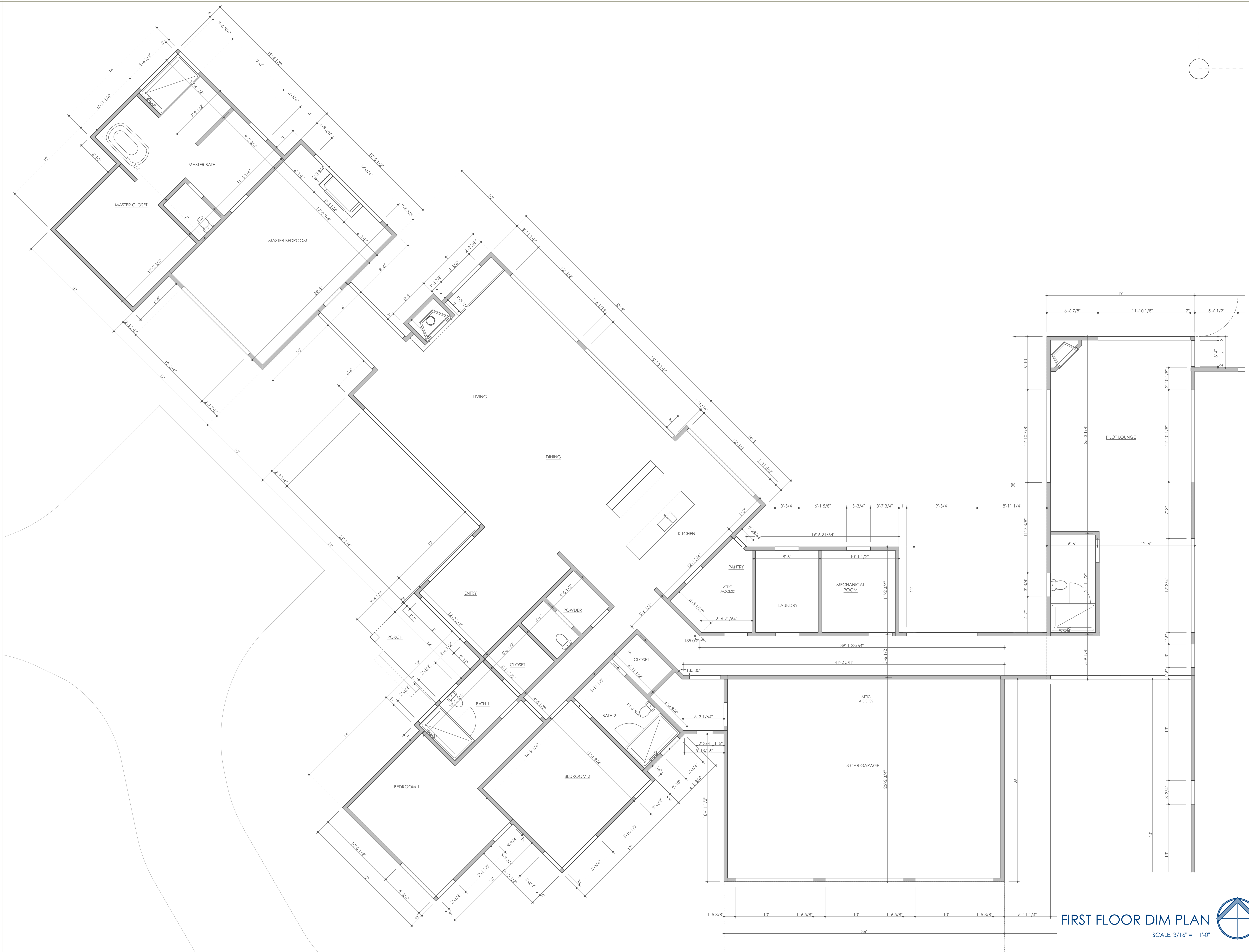
ISSUE HISTORY		
SYM.	ISSUE	DATE
1	PRELIM CD	7-24-17
2	CONSTRUCTION	7-27-17
3	CON. - MINOR DIM FIXES	8-1-17
4	CON. - HANGER ROOF	8-4-17

**REFUGE LOT 17**  
THE REFUGE AIRPARK SUBDIVISION  
APLINE, WY 83128

CONSTRUCTION  
8-4-17

**A204**


PLANS



FIRST FLOOR DIM PLAN  
SCALE: 3/16" = 1'-0"



DESIGN ASSOCIATES ARCHITECTS  
503 KING STREET, STE 201, JACKSON WY  
(307) 733-3600  
designassociatesarchitect.com  
PROJECT NO. 17-09 ARCHITECT: CTL  
© 2017 DESIGN ASSOCIATES ARCHITECTS



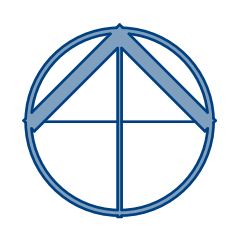
ISSUE HISTORY		
SYM.	ISSUE	DATE
1	PRELIM CD	7-24-17
2	CONSTRUCTION	7-27-17
3	CON. - MINOR DIM FIXES	8-1-17
4	CON. - HANGER ROOF	8-4-17

**REFUGE LOT 17**  
THE REFUGE AIRPARK SUBDIVISION  
APLINE, WY 83128

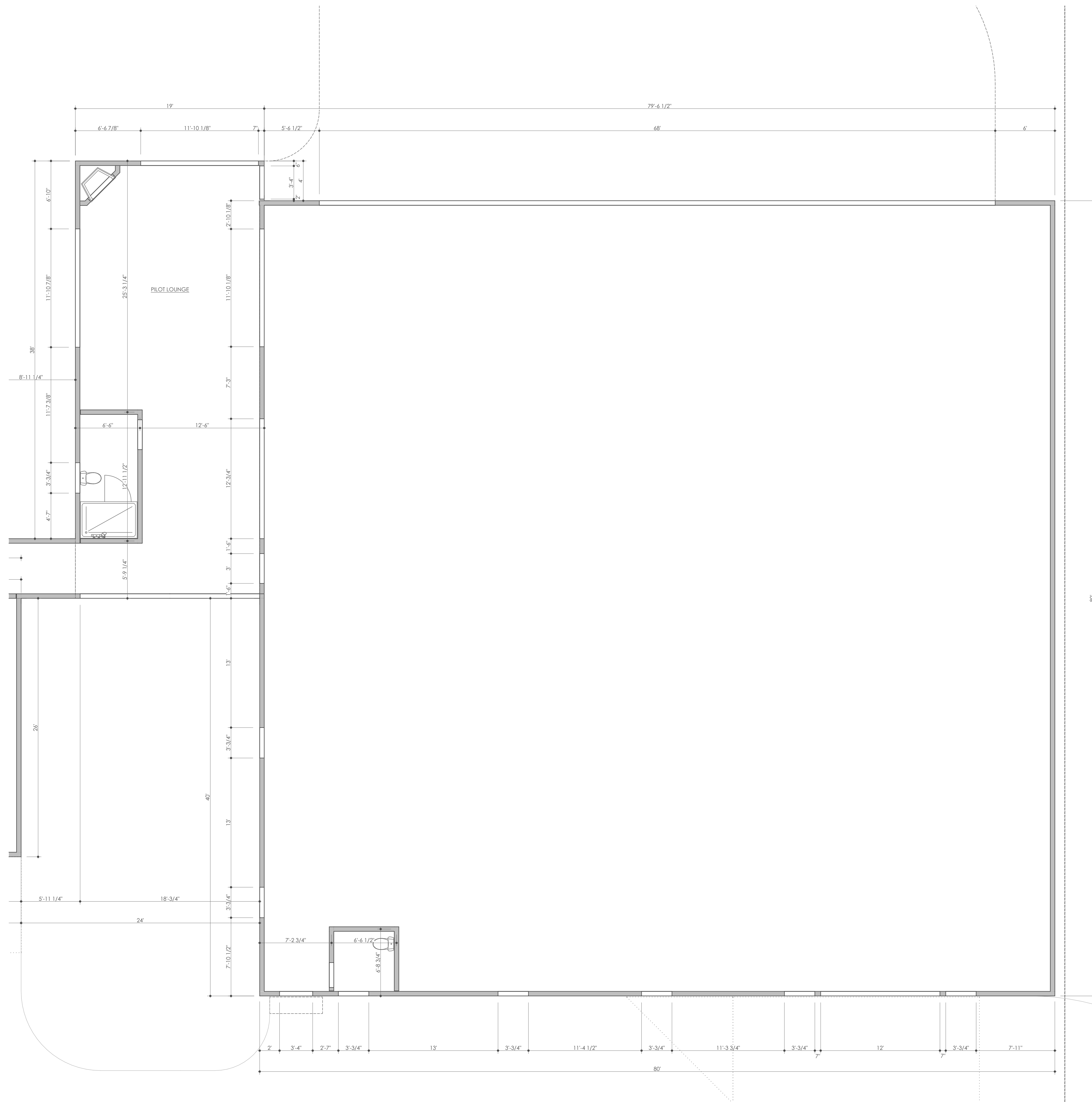
CONSTRUCTION  
8-4-17

**A205**

PLANS








HANGER DIM PLAN  
SCALE: 3/16" = 1'-0"



DESIGN ASSOCIATES ARCHITECTS  
50 S KING STREET, STE 201, JACKSON WY  
(307) 733 3600  
designassociatesarchitect.com  
PROJECT NO. 17-09 ARCHITECT: CTL  
© 2017 DESIGN ASSOCIATES ARCHITECTS




ISSUE HISTORY		
SYM.	ISSUE	DATE
1	PRELIM CD	7-24-17
2	CONSTRUCTION	7-27-17
3	CON. - MINOR DIM FIXES	8-1-17
4	CON. - HANGER ROOF	8-4-17

**REFUGE LOT 17**  
THE REFUGE AIRPARK SUBDIVISION  
APLINE, WY 83128

CONSTRUCTION  
8-4-17

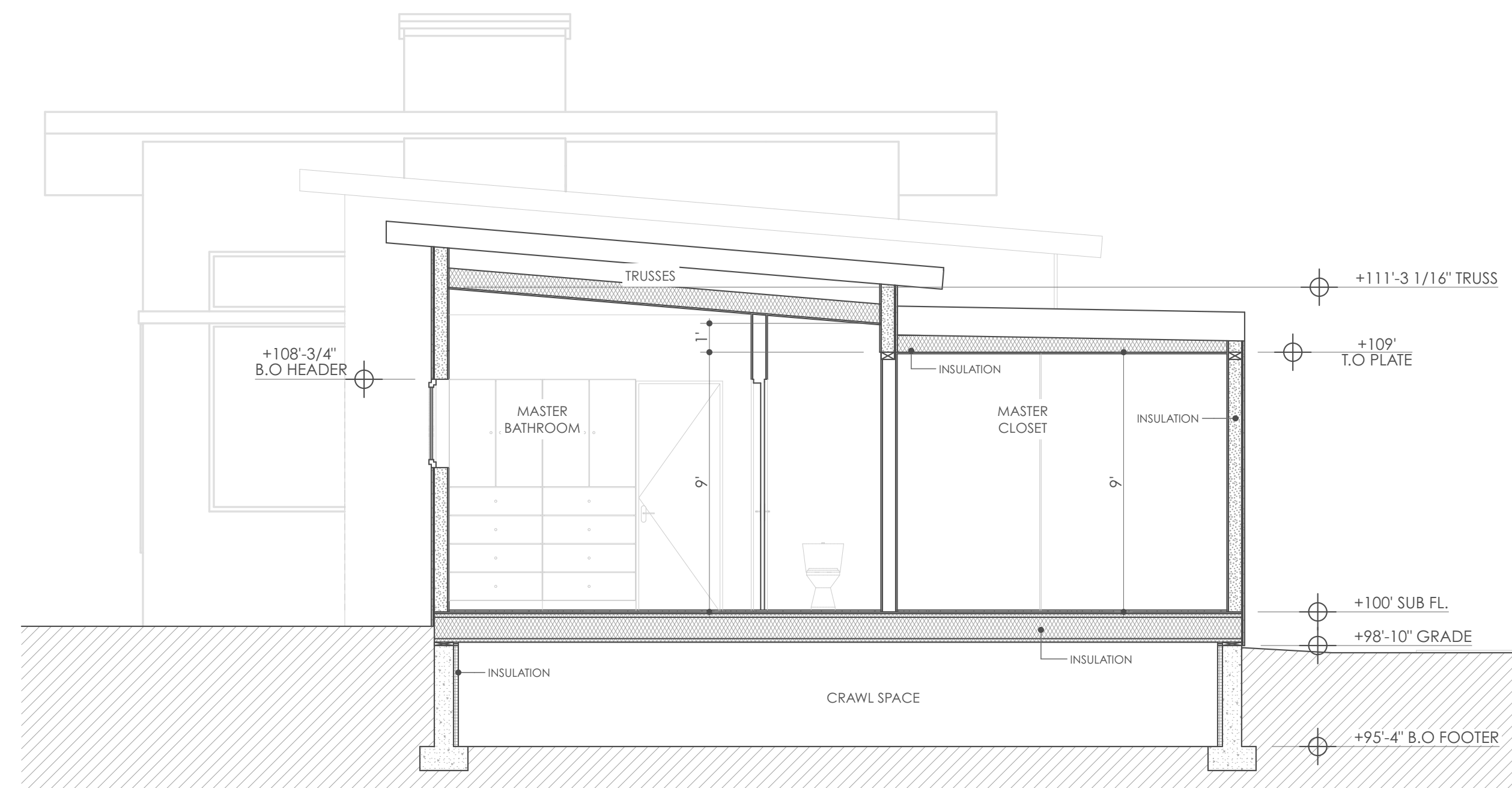
**A206**

PLANS



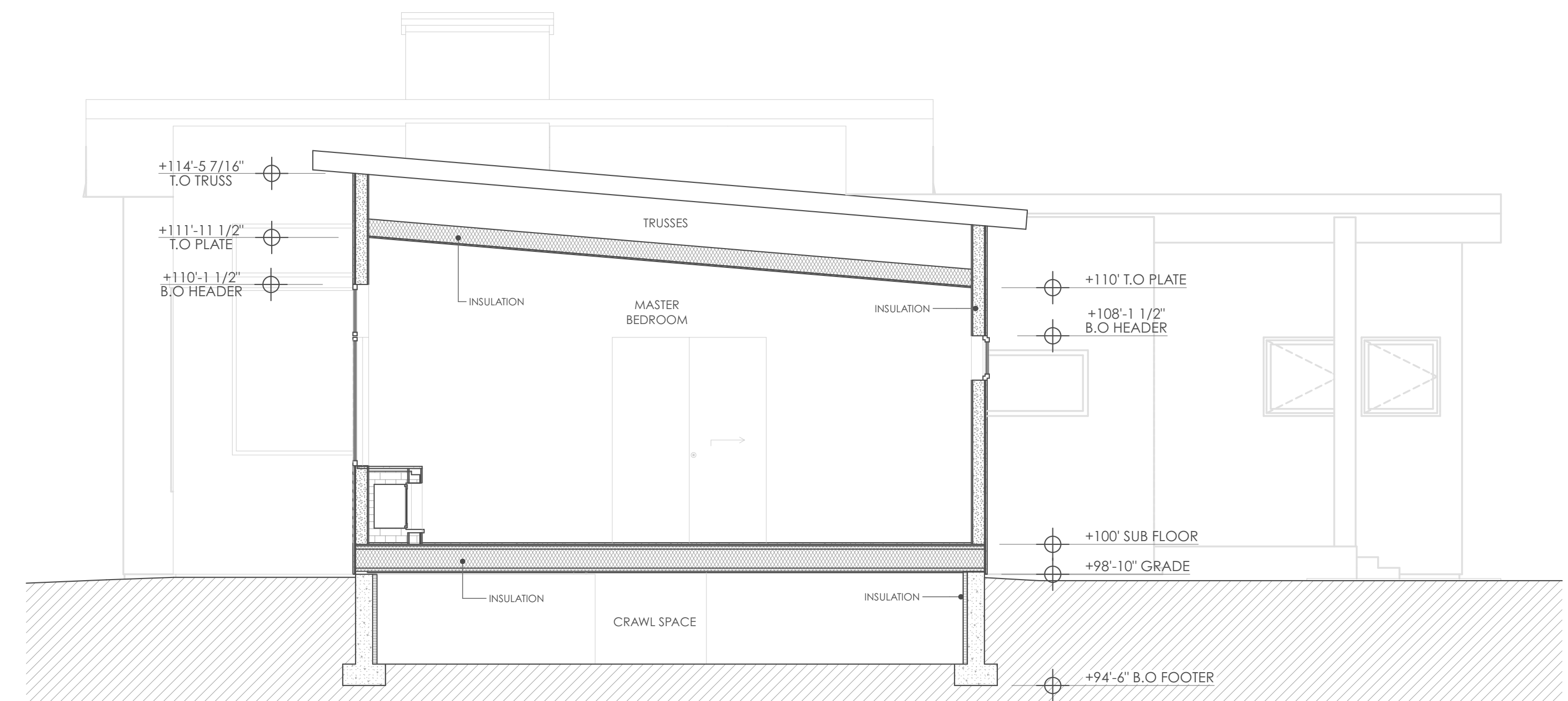
ISSUE HISTORY

SYM.	ISSUE	DATE
1	PRELIM CD	7-24-17
2	CONSTRUCTION	7-27-17
3	CON. - MINOR DIM FIXES	8-1-17
4	CON. - HANGER ROOF	8-4-17



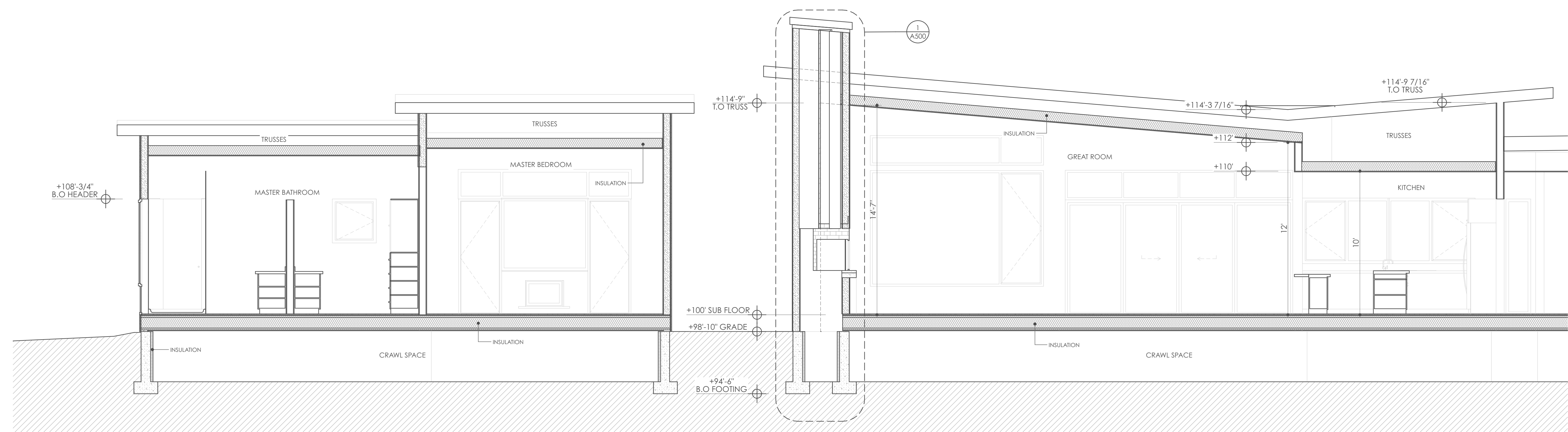
MASTER BATHROOM SECTION

SCALE: 1/4" = 1'-0"



MASTER BED SECTION

SCALE: 1/4" = 1'-0"



GREAT ROOM / MASTER BED SECTION


SCALE: 1/4" = 1'-0"

REFUGE LOT 17  
THE REFUGE AIRPARK SUBDIVISION  
APLINE, WY 83128

CONSTRUCTION  
8-4-17

A300

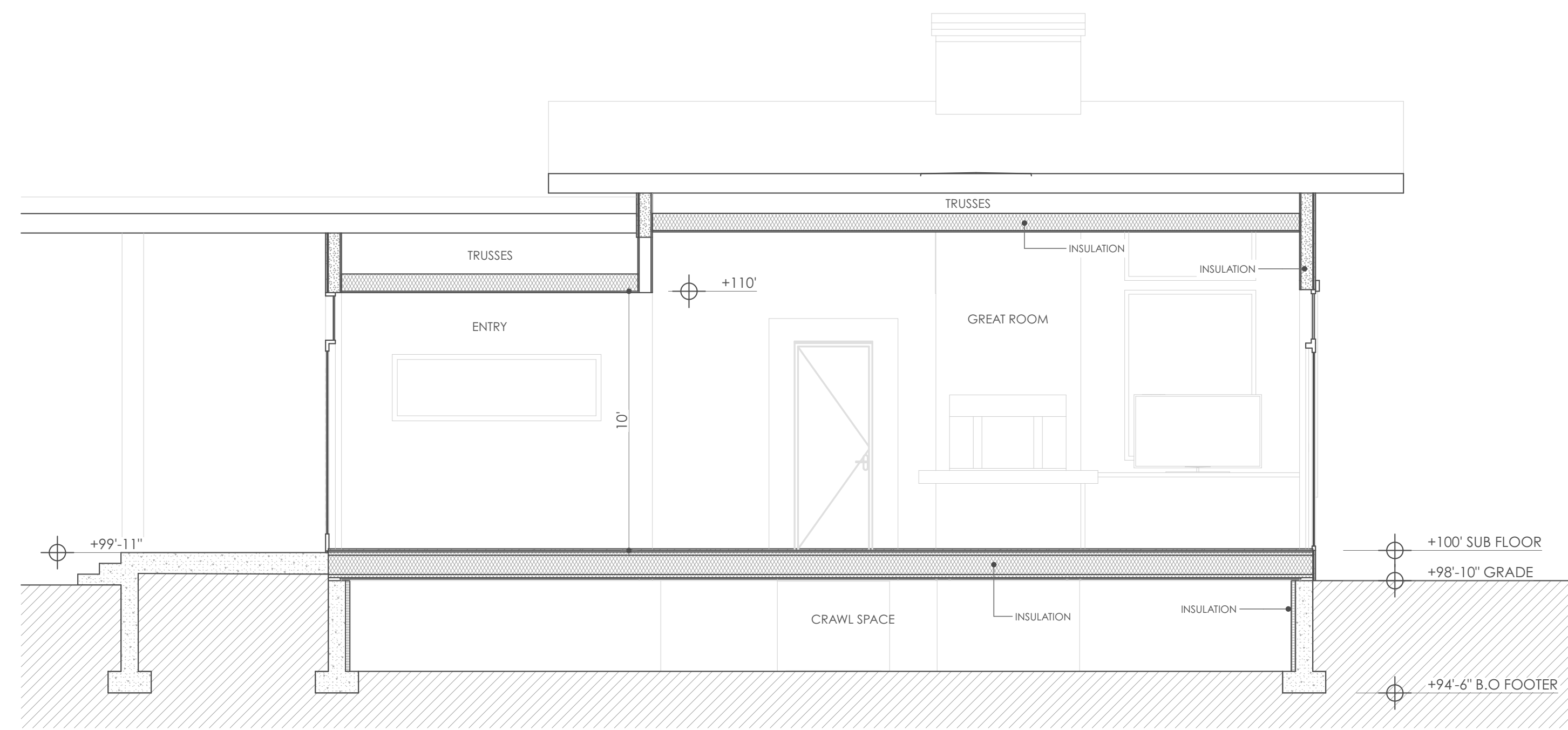
SECTION



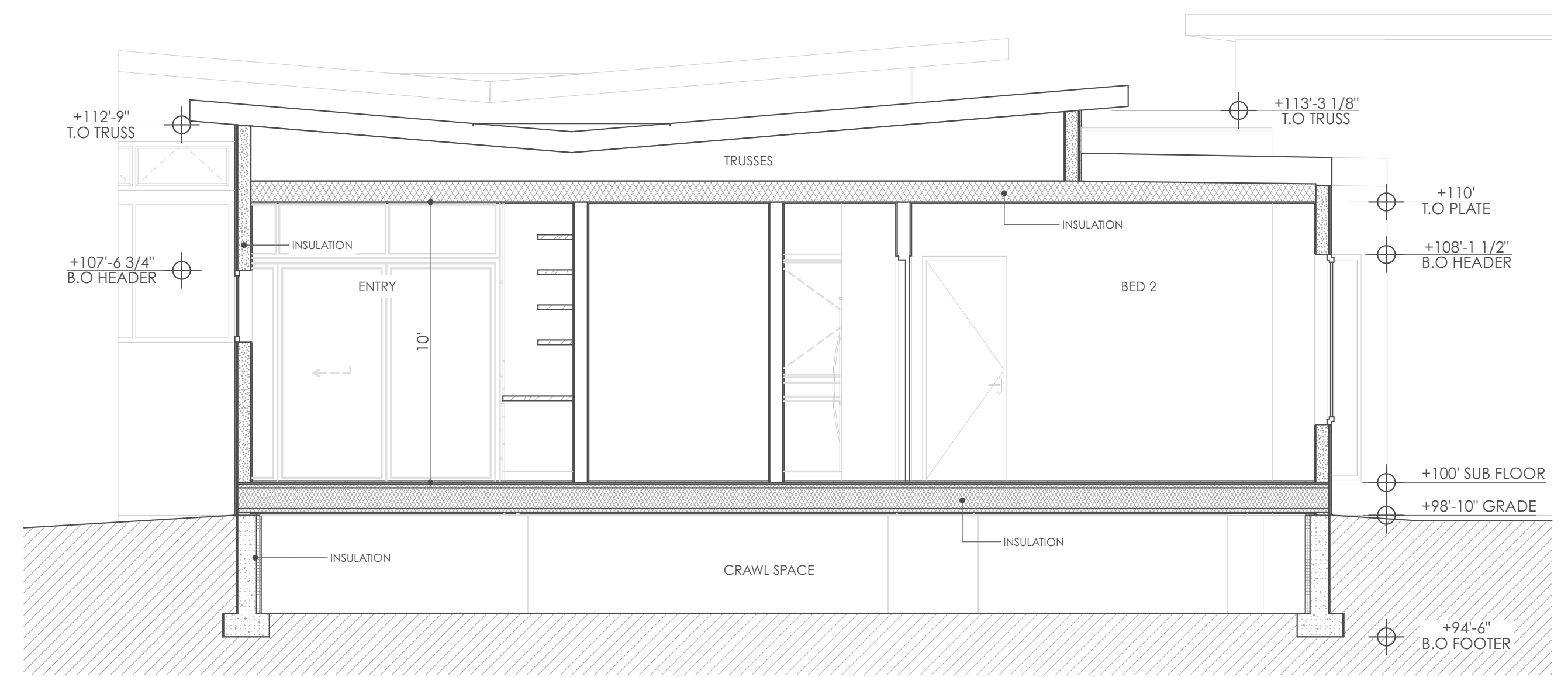
ISSUE HISTORY

SYM.	ISSUE	DATE
1	PRELIM CD	7-24-17
2	CONSTRUCTION	7-27-17
3	CON. - MINOR DIM FIXES	8-1-17
4	CON. - HANGER ROOF	8-4-17

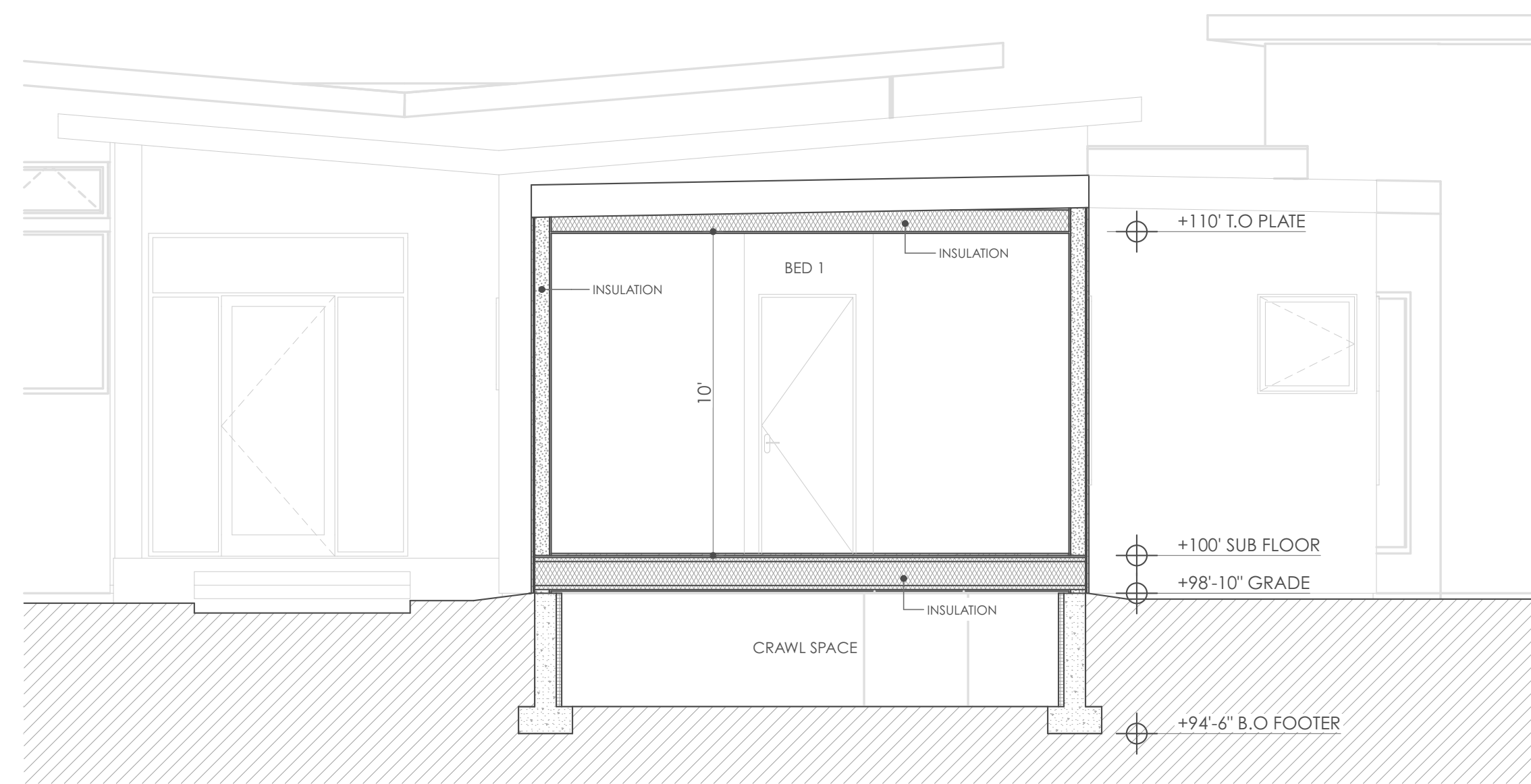
SYM.	ISSUE	DATE



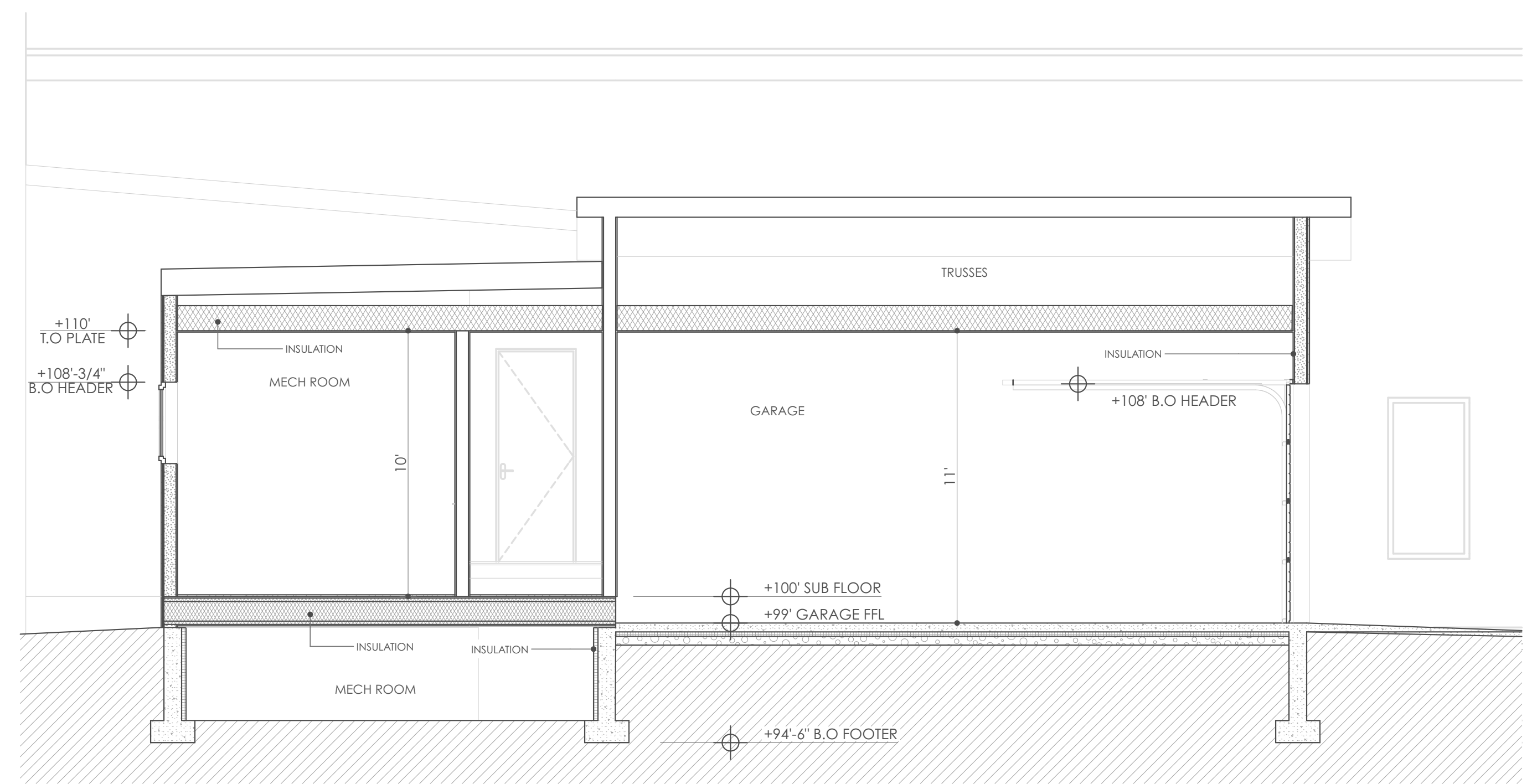
ENTRY / GREAT ROOM SECTION  
SCALE: 1/4" = 1'-0"



ENTRY / BED 2 SECTION  
SCALE: 1/4" = 1'-0"



BED 1 SECTION  
SCALE: 1/4" = 1'-0"



GARAGE / MECH ROOM SECTION  
SCALE: 1/4" = 1'-0"

**REFUGE LOT 17**  
THE REFUGE AIRPARK SUBDIVISION  
APLINE, WY 83128

CONSTRUCTION  
8-4-17

**A301**

SECTION

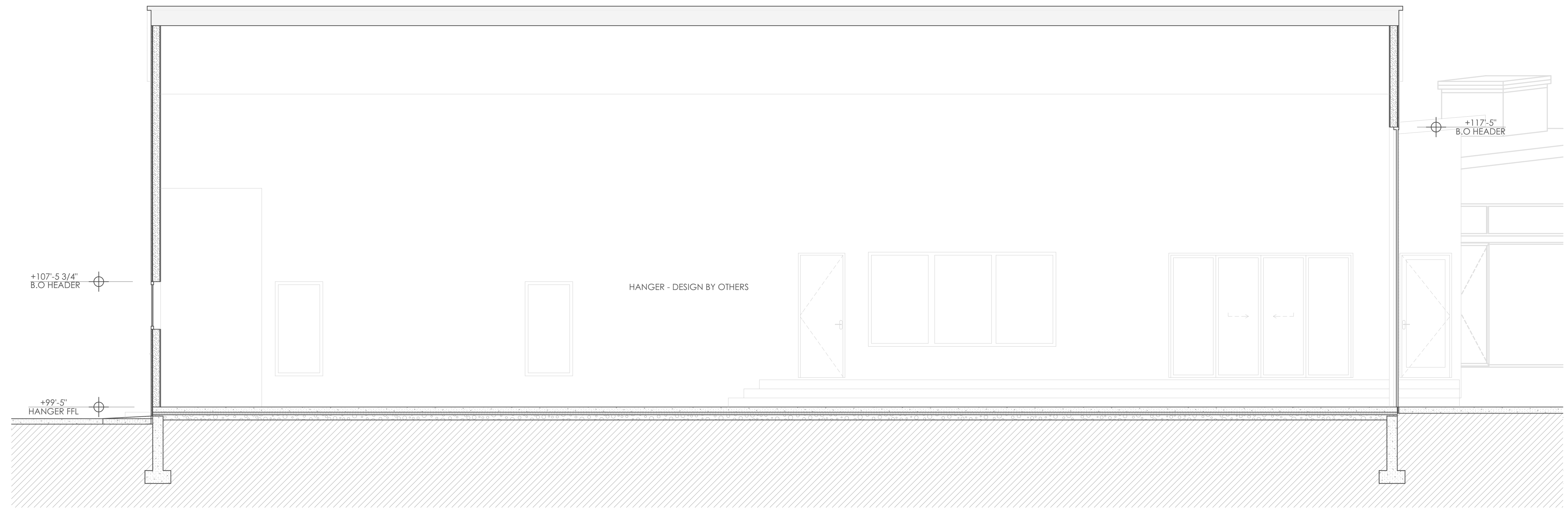


DESIGN ASSOCIATES ARCHITECTS  
50 S KING STREET, STE 201, JACKSON WY  
(307) 733 3600

designassociatesarchitect.com  
PROJECT NO. 17-09 ARCHITECT: CTL  
© 2017 DESIGN ASSOCIATES ARCHITECTS



ISSUE HISTORY		
SYM.	ISSUE	DATE
1	PRELIM CD	7-24-17
2	CONSTRUCTION	7-27-17
3	CON. - MINOR DIM FIXES	8-1-17
4	CON. - HANGER ROOF	8-4-17



HANGER SECTION  
SCALE: 1/4" = 1'-0"



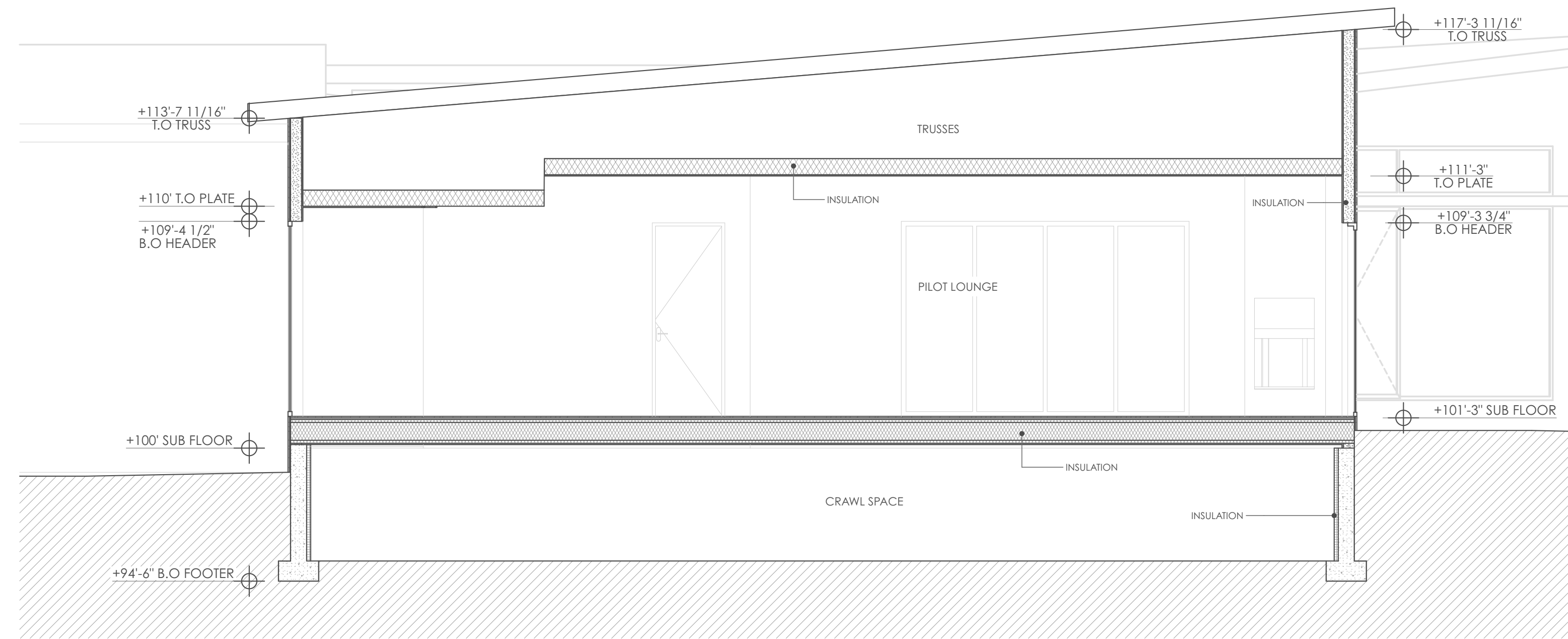
HANGER / LOUNGE SECTION  
SCALE: 1/4" = 1'-0"

**REFUGE LOT 17**  
THE REFUGE AIRPARK SUBDIVISION  
APLINE, WY 83128

CONSTRUCTION  
8-4-17

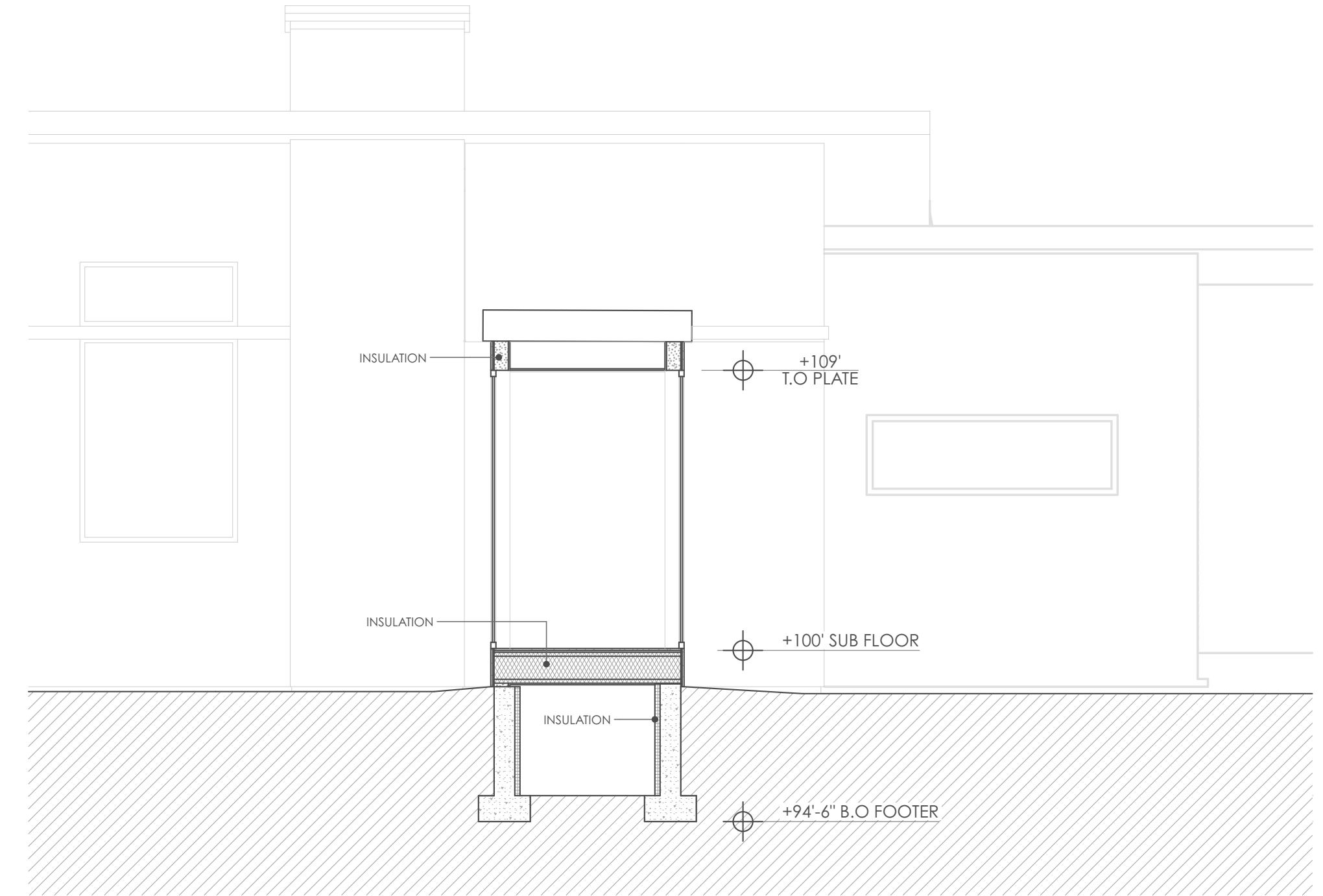
**A302**

SECTION



PILOT LOUNGE SECTION

SCALE: 1/4" = 1'-0"




MASTER BED BREEZEWAY SECTION

SCALE: 1/4" = 1'-0"



DESIGN ASSOCIATES ARCHITECTS  
50 S KING STREET, STE 201, JACKSON WY  
(307) 733 3600

designassociatesarchitect.com  
PROJECT NO. 17-09 ARCHITECT: CTL  
© 2017 DESIGN ASSOCIATES ARCHITECTS



ISSUE HISTORY

SYM.	ISSUE	DATE
1	PRELIM CD	7-24-17
2	CONSTRUCTION	7-27-17
3	CON. - MINOR DIM FIXES	8-1-17
4	CON. - HANGER ROOF	8-4-17

**REFUGE LOT 17**  
THE REFUGE AIRPARK SUBDIVISION  
APLINE, WY 83128


CONSTRUCTION  
8-4-17

**A303**

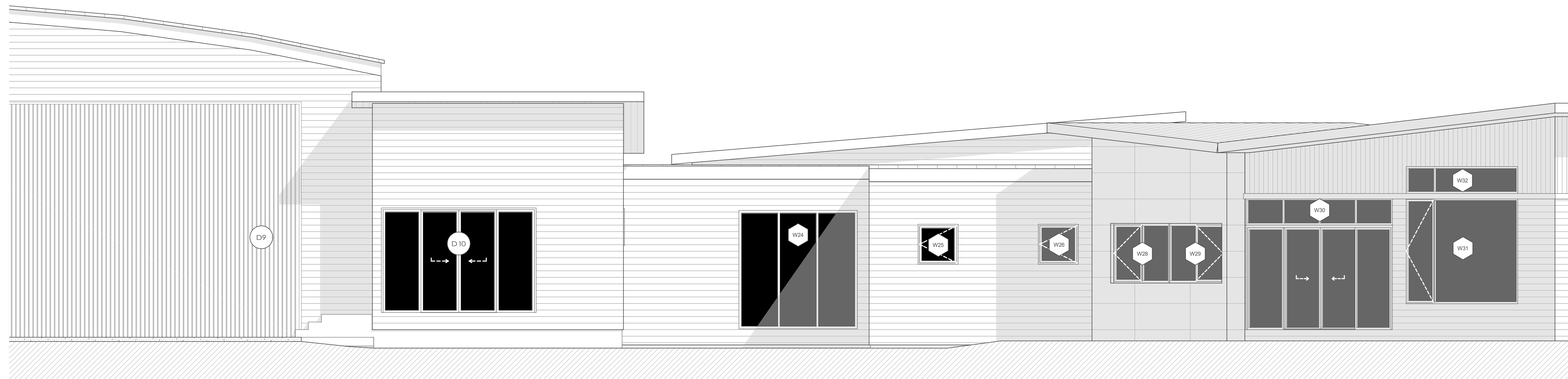
SECTION



DESIGN ASSOCIATES ARCHITECTS  
 50 S KING STREET, STE 201, JACKSON WY  
 (307) 307 7333 3600  
 designassociatesarchitects.com  
 PROJECT NO. 17-09 ARCHITECT: CTL  
 © 2017 DESIGN ASSOCIATES ARCHITECTS



ISSUE HISTORY		
SYM.	ISSUE	DATE
1	PRELIM CD	7-24-17
2	CONSTRUCTION	7-27-17
3	CON. - MINOR DIM FIXES	8-1-17
4	CON. - HANGER ROOF	8-4-17



NORTH ELEVATION

SCALE: 1/4" = 1'-0"



NORTH EAST ELEVATION

SCALE: 1/4" = 1'-0"

**REFUGE LOT 17**  
 THE REFUGE AIRPARK SUBDIVISION  
 APLINE, WY 83128

CONSTRUCTION  
 8-4-17

**A400**

ELEVATION



DESIGN ASSOCIATES ARCHITECTS  
50 S KING STREET, STE 201, JACKSON WY  
(307) 733 3600

designassociatesarchitect.com  
PROJECT NO. 17-09 ARCHITECT: CTL  
© 2017 DESIGN ASSOCIATES ARCHITECTS



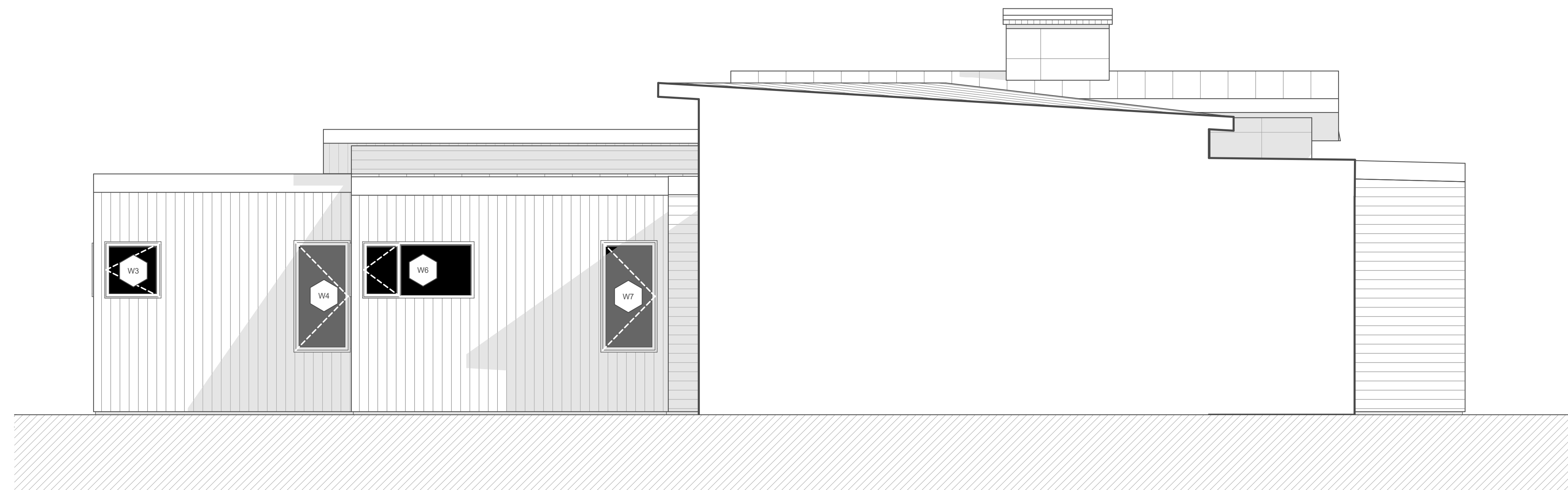
ISSUE HISTORY

SYM.	ISSUE	DATE
1	PRELIM CD	7-24-17
2	CONSTRUCTION	7-27-17
3	CON. - MINOR DIM FIXES	8-1-17
4	CON. - HANGER ROOF	8-4-17



EAST ELEVATION

SCALE: 1/4" = 1'-0"



SOUTH EAST ELEVATION

SCALE: 1/4" = 1'-0"

**REFUGE LOT 17**  
THE REFUGE AIRPARK SUBDIVISION  
APLINE, WY 83128

CONSTRUCTION  
8-4-17


**A401**

ELEVATION



DESIGN ASSOCIATES ARCHITECTS  
50 S KING STREET, STE 201, JACKSON WY  
(307) 733 3600

designassociatesarchitect.com  
PROJECT NO. 17-09 ARCHITECT: CTL  
© 2017 DESIGN ASSOCIATES ARCHITECTS



ISSUE HISTORY		
SYM.	ISSUE	DATE
1	PRELIM CD	7-24-17
2	CONSTRUCTION	7-27-17
3	CON. - MINOR DIM FIXES	8-1-17
4	CON. - HANGER ROOF	8-4-17



**SOUTH ELEVATION**  
SCALE: 3/16" = 1'-0"



**SOUTH WEST ELEVATION**  
SCALE: 3/16" = 1'-0"

**REFUGE LOT 17**  
THE REFUGE AIRPARK SUBDIVISION  
APLINE, WY 83128

CONSTRUCTION  
8-4-17

**A402**


ELEVATION





DESIGN ASSOCIATES ARCHITECTS  
50 S KING STREET, STE 201, JACKSON WY  
(307) 733 3600

designassociatesarchitect.com  
PROJECT NO. 17-09 ARCHITECT: CTL  
© 2017 DESIGN ASSOCIATES ARCHITECTS



ISSUE HISTORY

SYM.	ISSUE	DATE
1	PRELIM CD	7-24-17
2	CONSTRUCTION	7-27-17
3	CON. - MINOR DIM FIXES	8-1-17
4	CON. - HANGER ROOF	8-4-17



NORTH WEST ELEVATION

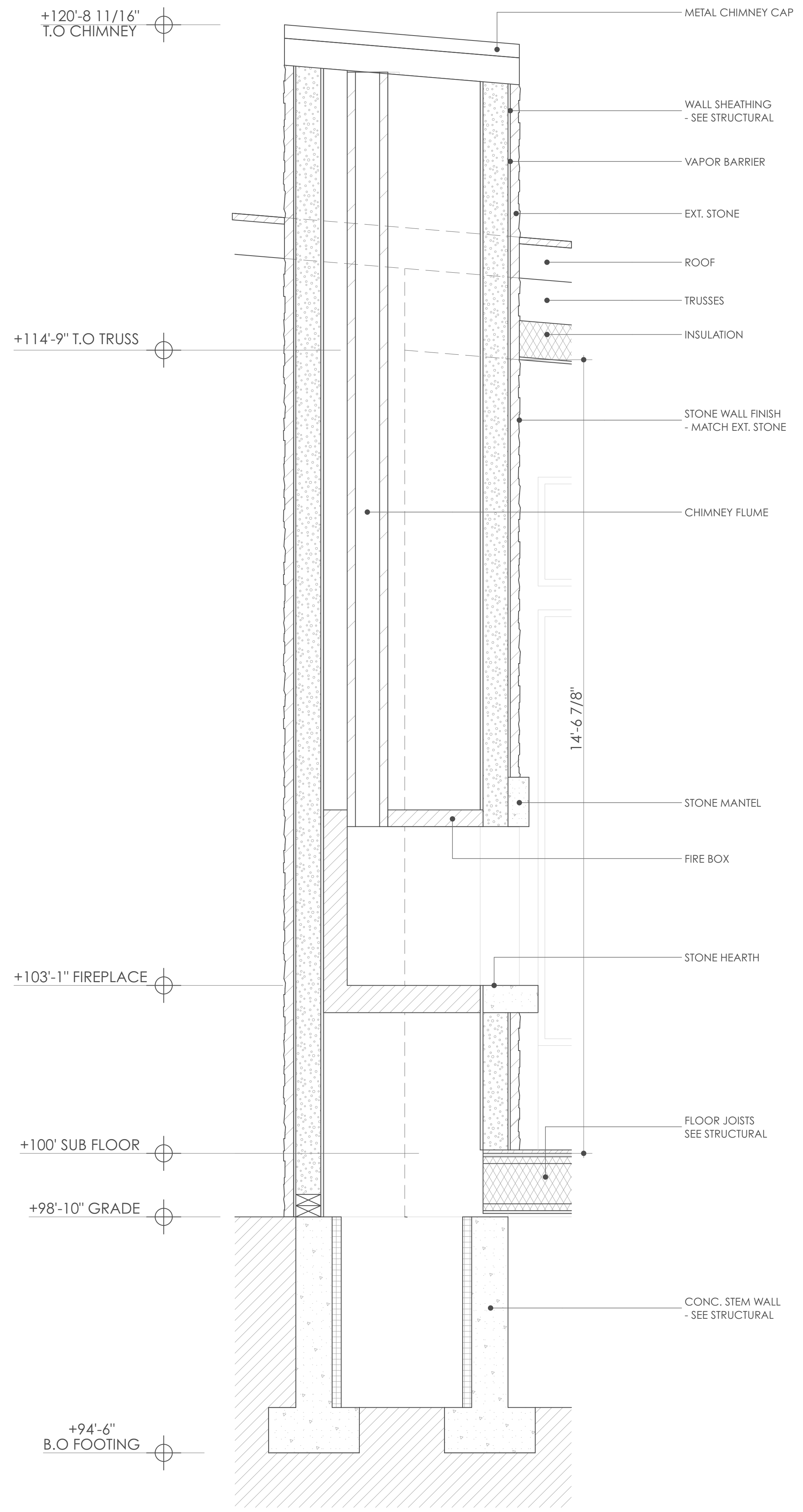
SCALE: 3/16" = 1'-0"

**REFUGE LOT 17**  
THE REFUGE AIRPARK SUBDIVISION  
APLINE, WY 83128

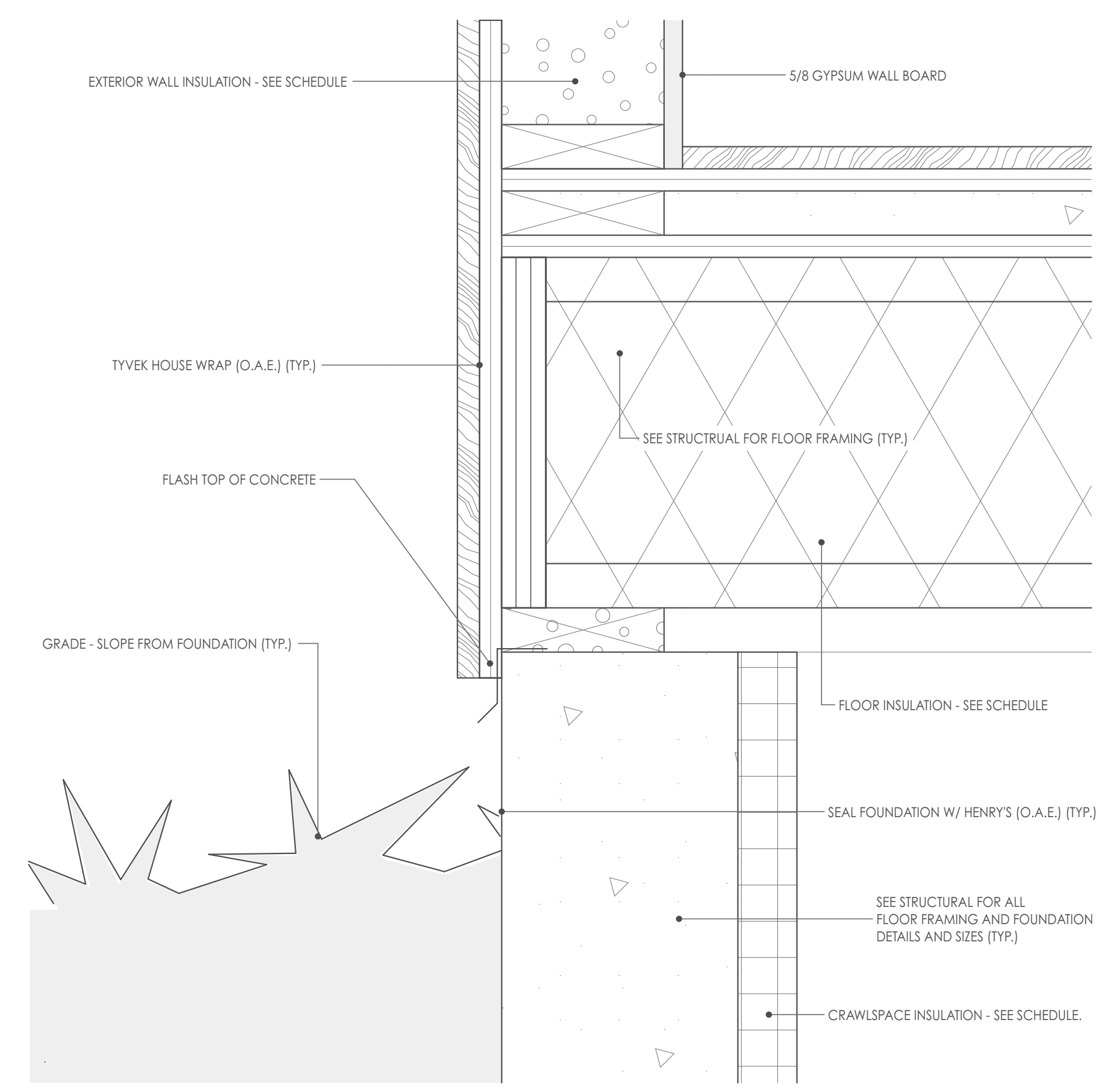
CONSTRUCTION  
8-4-17

**A403**

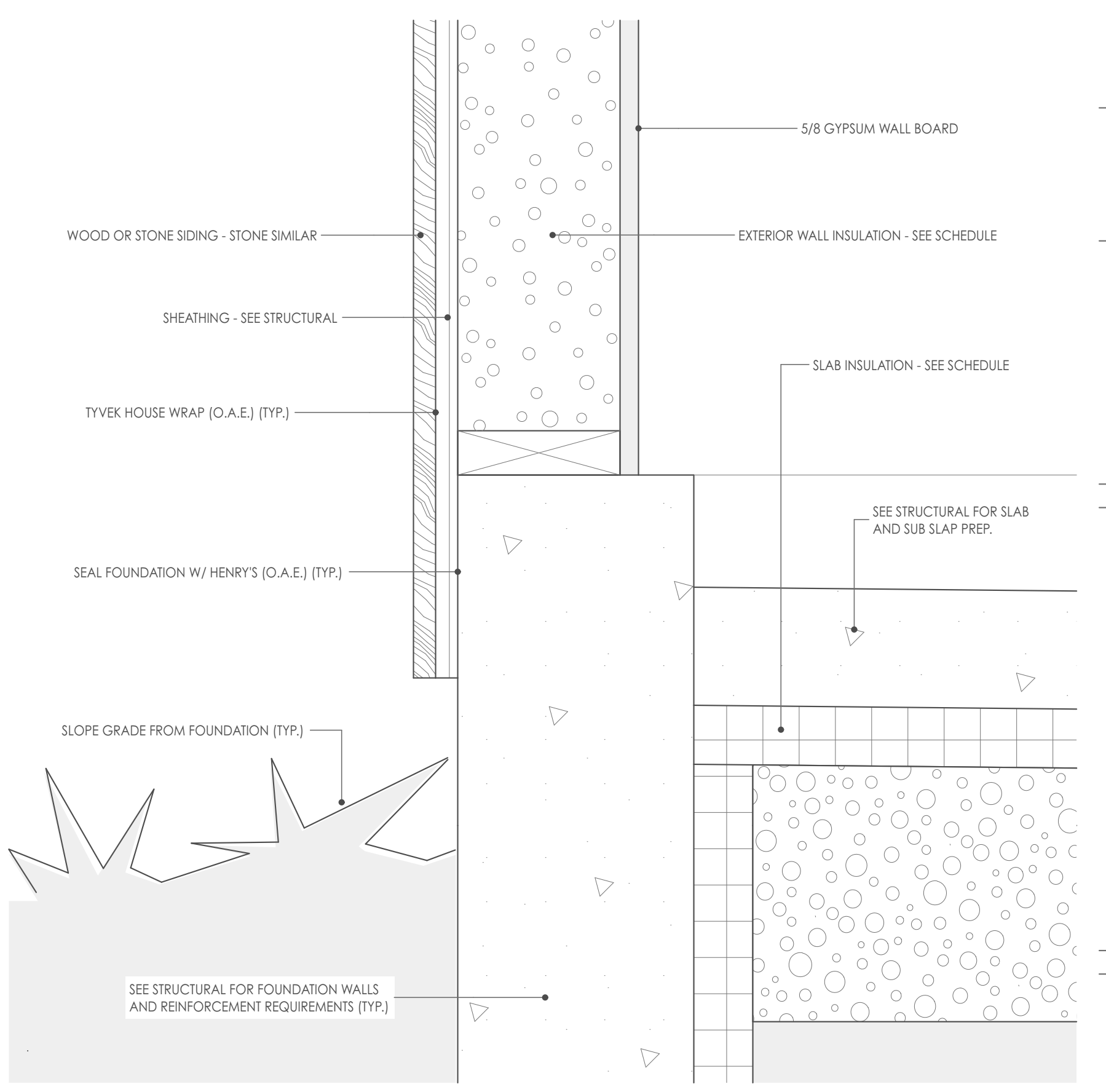
ELEVATION



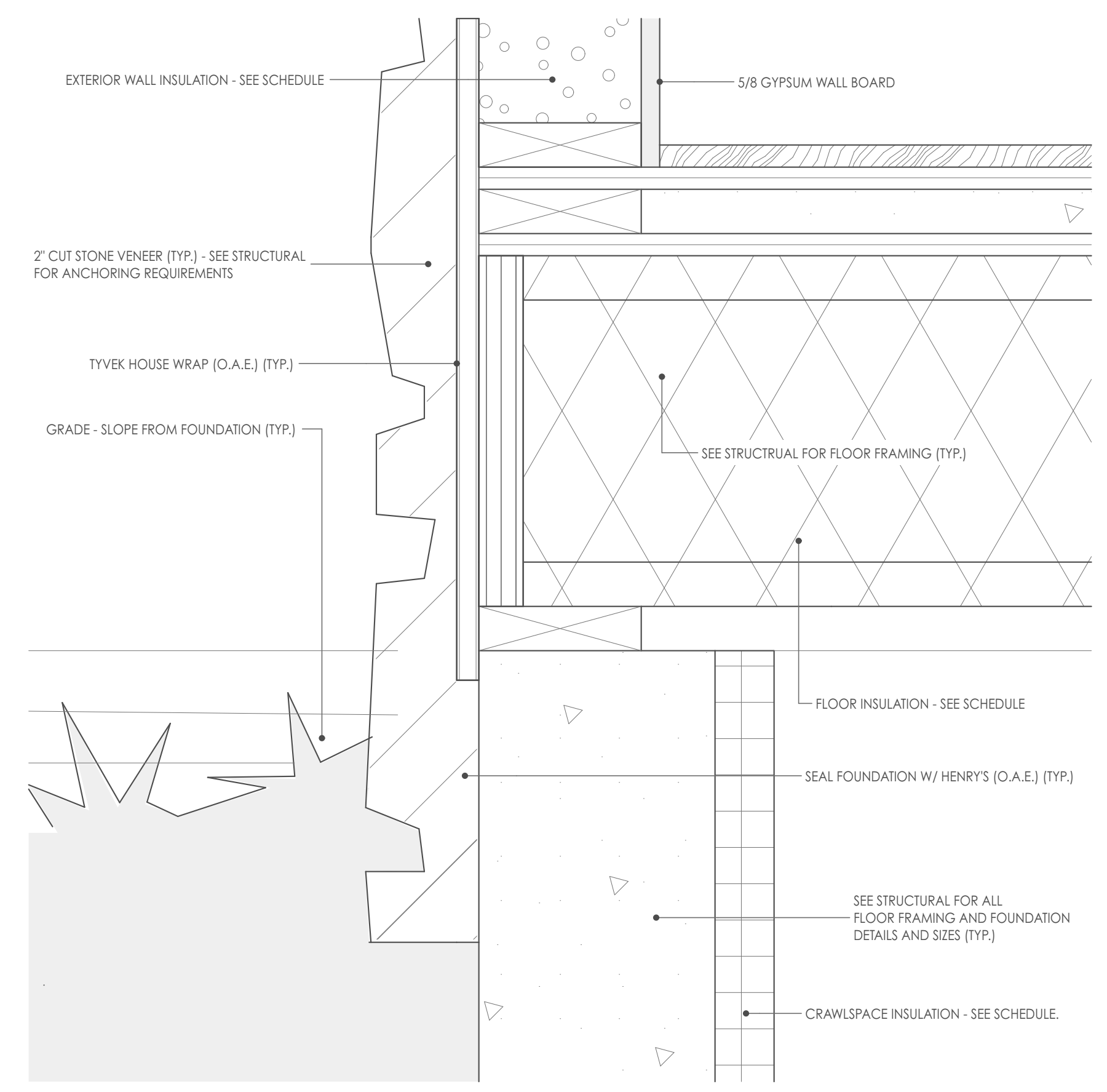
**FIREPLACE DETAIL**  
SCALE: 3/4" = 1'-0"



**DETAIL @ WALL BASE W/ SIDING**  
SCALE: 3" = 1'-0"




**DETAIL @ WALL BASE & SLAB**  
SCALE: 3" = 1'-0"



**DETAIL AT WALL BASE W/ STONE**  
SCALE: 3" = 1'-0"



DESIGN ASSOCIATES ARCHITECTS  
503 KING STREET, STE. 201, JACKSON WY  
(307) 733 3600  
designassociatesarchitect.com  
PROJECT NO. 17-09 ARCHITECT: CTL  
© 2017 DESIGN ASSOCIATES ARCHITECTS



ISSUE HISTORY

SYM.	ISSUE	DATE
1	PRELIM CD	7-24-17
2	CONSTRUCTION	7-27-17
3	CON. - MINOR DIM FIXES	8-1-17
4	CON. - HANGER ROOF	8-4-17

**REFUGE LOT 17**  
THE REFUGE AIRPARK SUBDIVISION  
APLINE, WY 83128

CONSTRUCTION  
8-4-17

**A500**

DETAILS

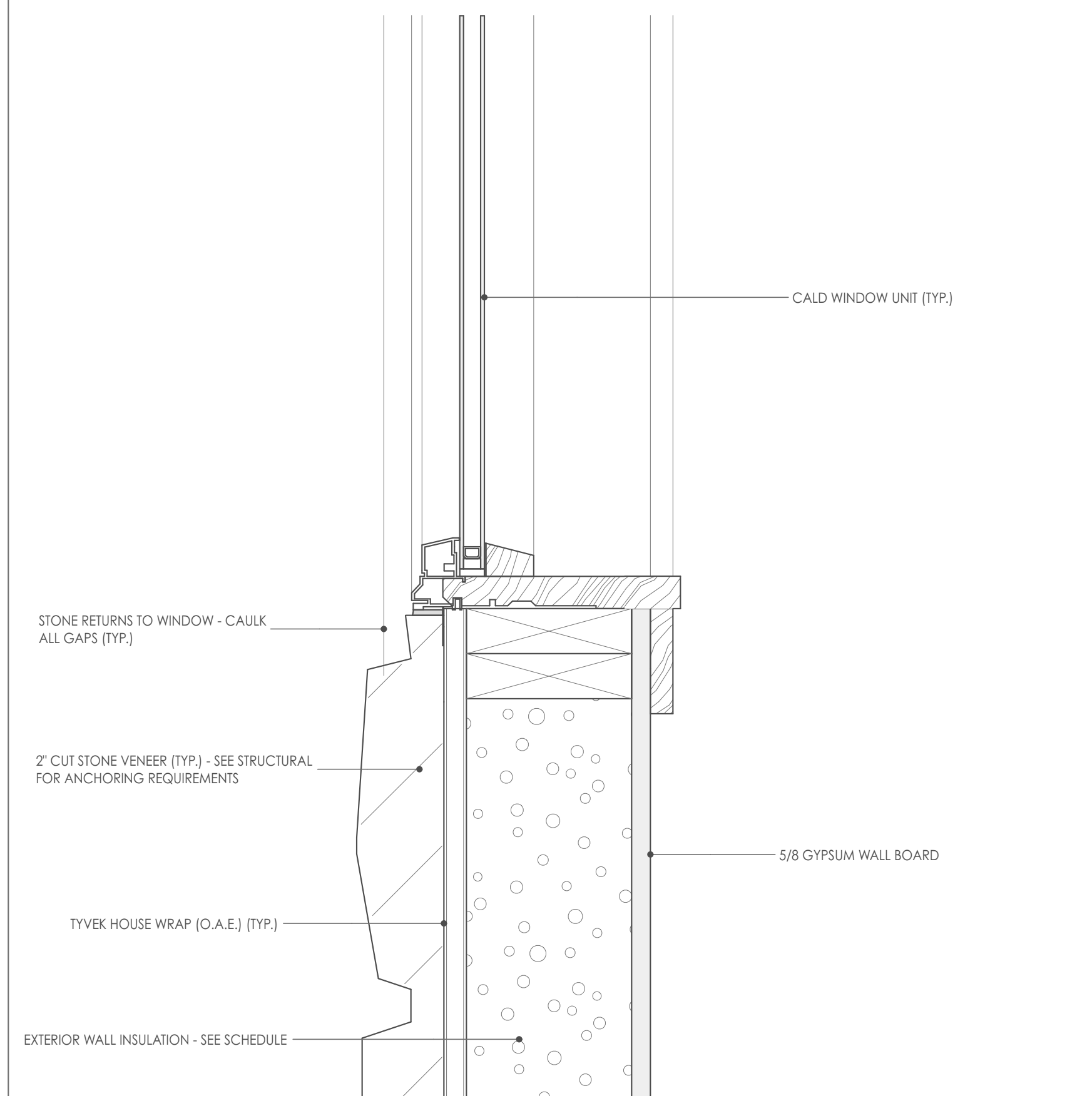


DESIGN ASSOCIATES ARCHITECTS  
50 S KING STREET, STE 201, JACKSON WY  
(307) 733 3600

designassociatesarchitect.com  
PROJECT NO. 17-09 ARCHITECT: CTL  
© 2017 DESIGN ASSOCIATES ARCHITECTS

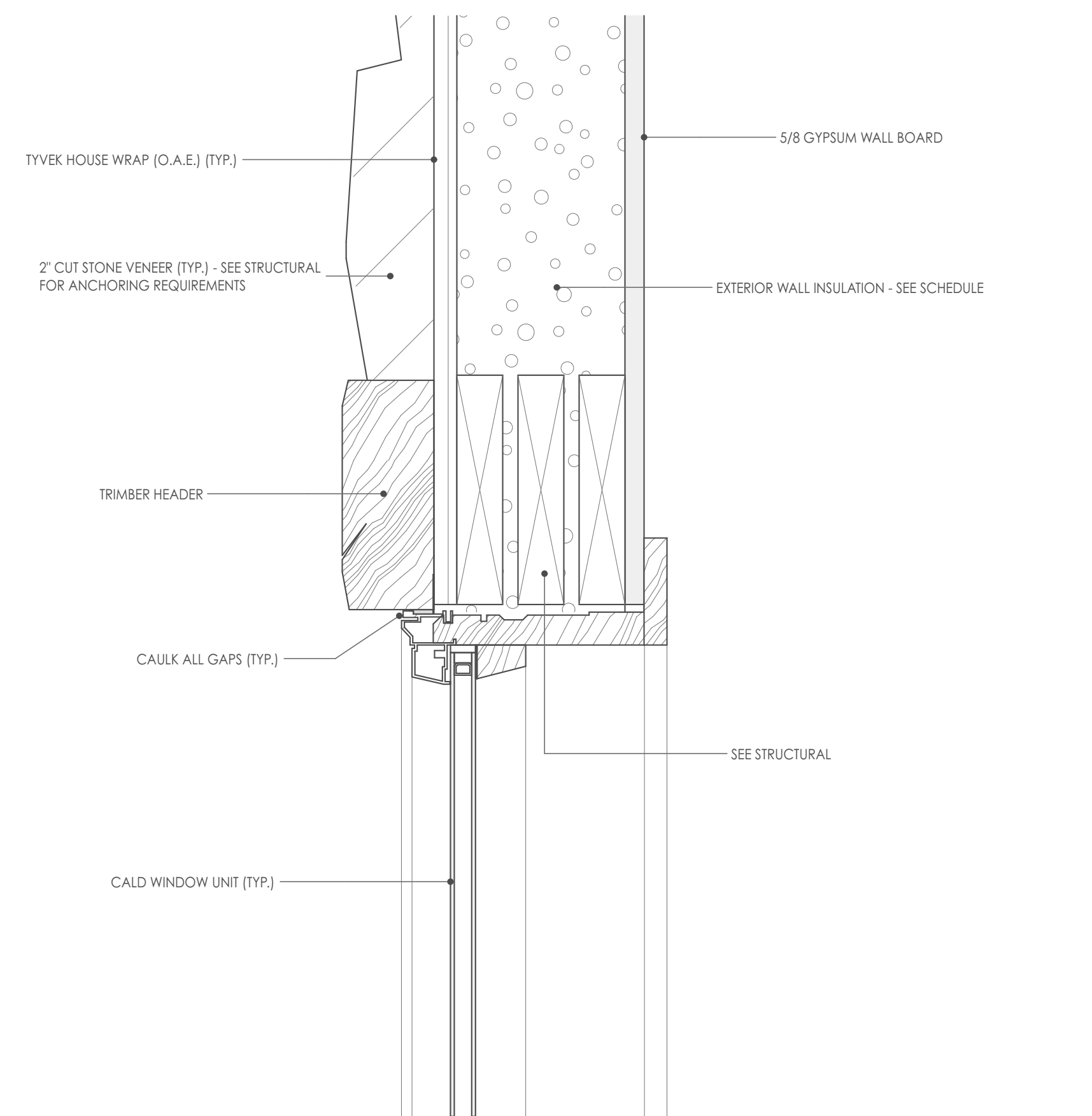


ISSUE HISTORY		
SYM.	ISSUE	DATE
1	PRELIM CD	7-24-17
2	CONSTRUCTION	7-27-17
3	CON. - MINOR DIM FIXES	8-1-17
4	CON. - HANGER ROOF	8-4-17



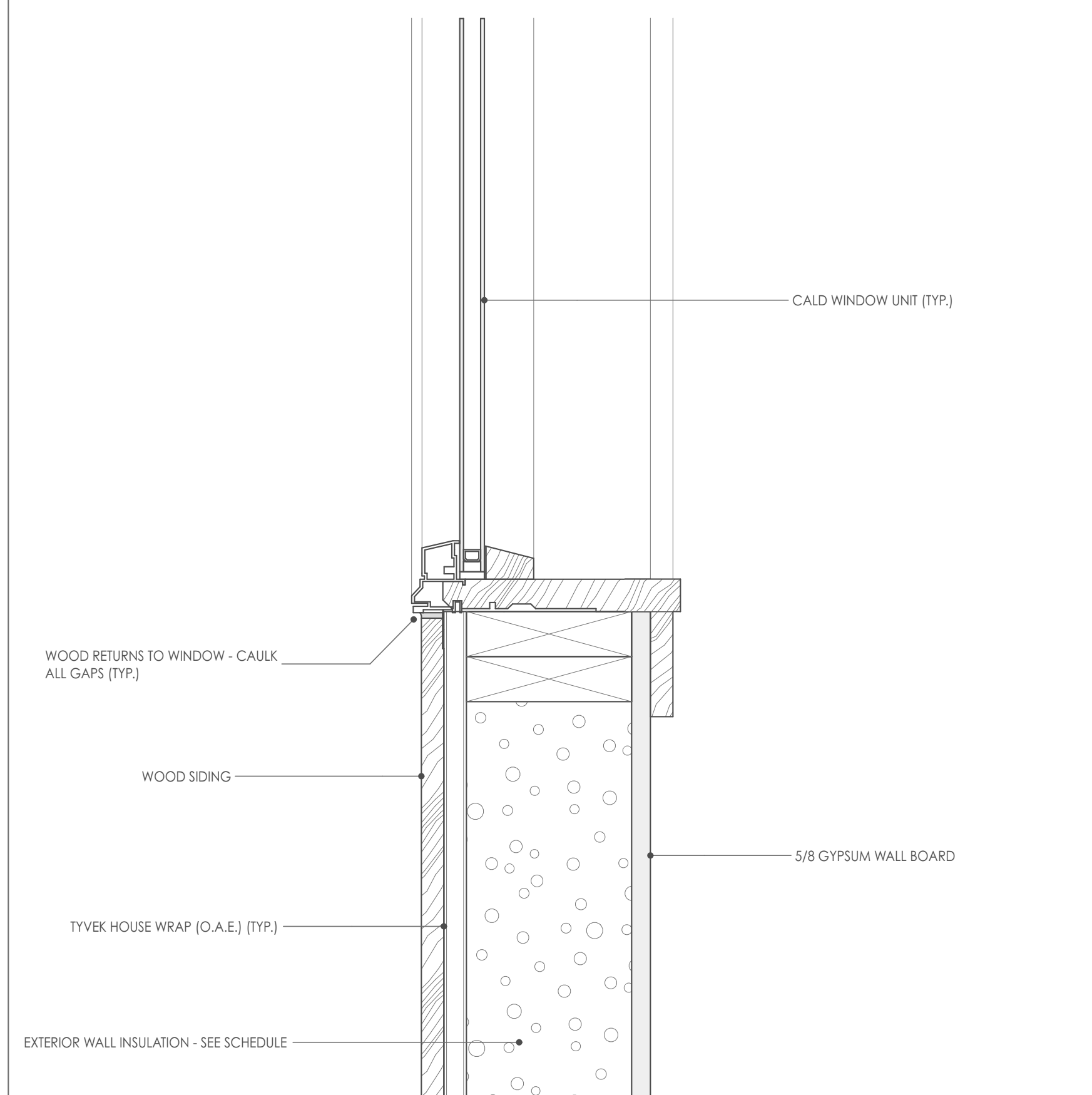
DETAIL @ WINDOW SILL W/ STONE

SCALE: 3" = 1'-0"



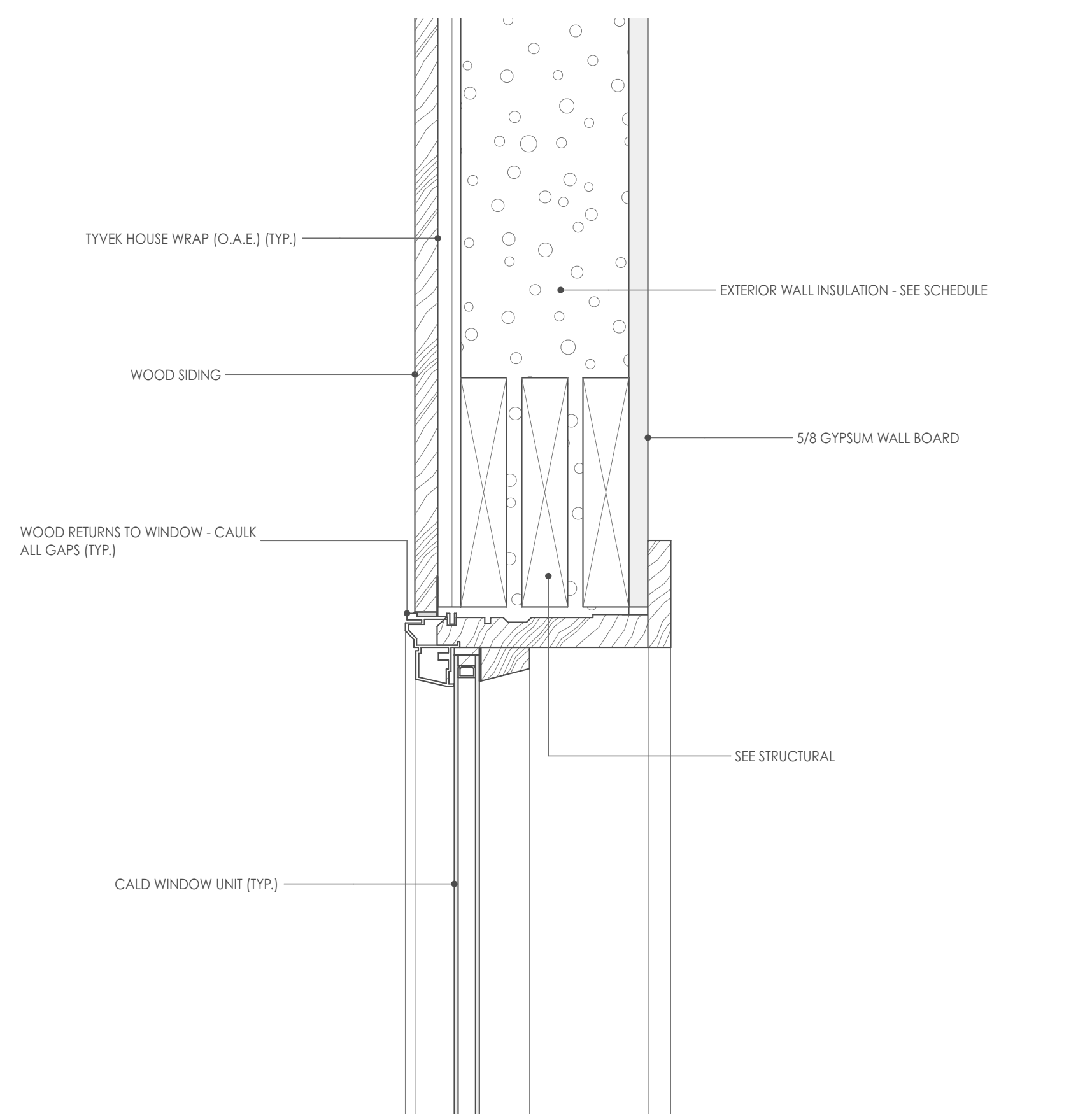
DETAIL @ WINDOW HEAD W/ STONE

SCALE: 3" = 1'-0"



DETAIL @ WINDOW SILL W/ SIDING

SCALE: 3" = 1'-0"



DETAIL @ WINDOW HEAD W/ SIDING

SCALE: 3" = 1'-0"

**REFUGE LOT 17**  
THE REFUGE AIRPARK SUBDIVISION  
APLINE, WY 83128

CONSTRUCTION  
8-4-17

**A501**

DETAILS

DOOR SCHEDULE

SYMB.	DOOR MANUF.	MANUF. NO.	NOMINAL (W x H)	NOTES
D1			8'x9'-11 5/8"	
D2			10'x9'	
D3			10'x9'	
D4			10'x9'	
D5			3'-4"x8'	
D6			2'-6"x8'	
D7			3'x8'	
D8			11'-10 1/8"x8'	DOOR SOURCED FROM SS79
D9			68"x18'	
D10			11'-10 1/8"x8'	DOOR SOURCED FROM SS79
D11			15'-10 1/8"x8'	DOOR SOURCED FROM SS79
D12			3'x8'	
D13			3'x8'	
D14			3'x8'	
D15			3'x8'	
D16			3'x8'	
D17			3'x8'	
D18			3'x8'	
D19			3'x8'	
D20			3'x8'	
D21			3'x8'	
D22			3'x8'	
D24			3'x8'	
D25			3'x8'	
D26			3'x8'	
D27			2'-6"x8'	
D28			12'x12'	
D29			3'-4"x8'	

WINDOW SCHEDULE


SYMB.	MANUF.	NO.	TYPE	UNIT SIZE (WXH)	R.O. (WXH)	W/D	NOTES
W1				3'x3'	3'-3/4"x3'-3/4"	9.00	
W2				6'x3'	6'-3/4"x3'-3/4"	18.00	
W3				3'x3'	3'-3/4"x3'-3/4"	9.00	
W4				3'x6'	3'-3/4"x6'-3/4"	18.00	
W5				3'x3'	3'-3/4"x3'-3/4"	9.00	
W6				6'x3'	6'-3/4"x3'-3/4"	18.00	
W7				3'x6'	3'-3/4"x6'-3/4"	18.00	
W8				3'x3'	3'-3/4"x3'-3/4"	9.00	
W9				2'x8'	2'-3/4"x8'-3/4"	16.00	
W10				9'x8'	9'-3/4"x8'-3/4"	72.00	
W11				9'x8'	9'-3/4"x8'-3/4"	72.00	
W12				3'x6'	3'-3/4"x6'-3/4"	18.00	
W13				3'x6'	3'-3/4"x6'-3/4"	18.00	
W14				3'x3'	3'-3/4"x3'-3/4"	9.00	
W15				3'x3'	3'-3/4"x3'-3/4"	9.00	
W16				3'x3'	3'-3/4"x3'-3/4"	9.00	
W17				3'x3'	3'-3/4"x3'-3/4"	9.00	
W18				3'x3'	3'-3/4"x3'-3/4"	9.00	
W19				12'x6'	12'-3/4"x6'-3/4"	72.00	
W23				3'x3'	3'-3/4"x3'-3/4"	9.00	
W24				9'x9'	9'-3/4"x9'-3/4"	81.00	
W25				3'x3'	3'-3/4"x3'-3/4"	9.00	
W26				3'x3'	3'-3/4"x3'-3/4"	9.00	
W27				1'-8"x8'	1'-8 3/4"x8'-3/4"	13.33	
W28				6'x4'-6"	6'-3/4"x4'-6 3/4"	27.00	
W29				6'x4'-6"	6'-3/4"x4'-6 3/4"	27.00	
W30				15'-10 1/8"x2'-3/4"	15'-10 1/8"x2'-3/4"	32.68	MATCH D11 WIDTH
W31				12'x8'	12'-3/4"x8'-3/4"	96.00	
W32				12'x2'	12'-3/4"x2'-3/4"	24.00	
W33				5'x6'-6"	5'-3/4"x6'-6 3/4"	32.50	
W34				5'x2'	5'-3/4"x2'-3/4"	10.00	
W35				9'-9"x8'-10 1/2"	9'-9 3/4"x8'-11 1/4"	86.53	MATCH W42
W36				12'x2'	12'-3/4"x2'-3/4"	24.00	
W37				6'x5'	6'-3/4"x5'-3/4"	30.00	
W38				3'x3'	3'-3/4"x3'-3/4"	9.00	
W39				3'-6"x8'	3'-6 3/4"x8'-3/4"	28.00	
W40				6'-6"x8'	6'-6 3/4"x8'-3/4"	52.00	
W41				12'x1'-8"	12'-3/4"x1'-8 3/4"	20.00	
W42				9'-9"x8'-10 1/2"	9'-9 3/4"x8'-11 1/4"	86.53	MATCH W35
W43				7'x5'	7'-3/4"x5'-3/4"	35.00	
W44				7'x1'-8"	7'-3/4"x1'-8 3/4"	11.67	

WINDOW SCHEDULE

SYMB.	MANUF.	NO.	TYPE	UNIT SIZE (WXH)	R.O. (WXH)	W/D	NOTES
W43				7'x5'	7'-3/4"x5'-3/4"	35.00	
W44				7'x1'-8"	7'-3/4"x1'-8 3/4"	11.67	
W47				7'x5'	7'-3/4"x5'-3/4"	35.00	
W48				7'x1'-8"	7'-3/4"x1'-8 3/4"	11.67	
W49				8'x2'-6"	8'-3/4"x2'-6 3/4"	20.00	
W52				3'x3'	3'-3/4"x3'-3/4"	9.00	
W53				11'-10 1/8"x8'	11'-10 7/8"x8'-3/4"	94.75	



DESIGN ASSOCIATES ARCHITECTS  
50 S KING STREET, STE 201, JACKSON WY  
(307) 733 3600  
designassociatesarchitect.com



SYM.	ISSUE	DATE
1	PRELIM CD	7-24-17
2	CONSTRUCTION	7-27-17
3	CON. - MINOR DIM FIXES	8-1-17
4	CON. - HANGER ROOF	8-4-17

**REFUGE LOT 17**  
THE REFUGE AIRPARK SUBDIVISION  
APLINE, WY 83128

CONSTRUCTION  
8-4-17

**A600**

SCHEDULES